

Content

Page 03-28
Service Crimpers



Page 29-52
Production Crimpers



Page 53-70
Cutting Machines



Page 71-82
Periphery



Page 83-94
Test Benches &
Cleaning Machines



Page 95-100
Special Equipment



Page 101-103
Training – UX Inside



We are your global partner for innovative and leading crimp technology.

UNIFLEX that means:

- High class craftsmanship and the highest precision – from development to worldwide delivery
- Individually tailored solutions for your current and future requirements
- Sustainable innovations from the crimper to the fully integrated process
- Quality, reliability, and durability for optimal resource conservation
- Collaboration with highly motivated employees and support from an extensive service network



We are only satisfied when our customers' customers are satisfied.


Our benchmark:
The satisfaction of our customers' customers!

Uwe Bonkat,
Managing Director / President



Service Crimpers

Compact, universal and powerful.



Content



Page 08-09
SL 3



Page 10-11
SH 2



Page 12-13
HM 200



Page 14-15
SC 3 | SC 4



Page 16-17
SH 4



Page 18-19
SH 7



Page 20-21
SC 6



Page 22-23
SH 6



Page 24-25
SH 10 i | SH 10 i XL



Page 26-27
SC 12 i



Page 28
PUM | PUU



Service Crimpers



Greaseless

- Slide bearings on the crimp tool improve efficiency up to 20%, reduce friction and help keep the tool free of contaminants
- No greasing improves cleanliness of machine
- Prolongs the machine's lifetime
- Maximum productivity with very low maintenance costs
- No risk of prematurely damaging the crimping head
- End product can be used in sanitary applications without cleaning
- 20% more capability for crimping stronger or more difficult couplings versus our competition's equivalent crimpers
- Consistently accurate crimp result



Universal

- For all types of hoses and fittings



Ecoline

- Value driven solution for less frequent use



Ergonomic

- Free access for fast loading of the tool
- Compact design fits in any workshop and is ideal for on-site service
- Large opening travel for easy crimping of elbow fittings without removing the dies



Environment friendly


- Energy efficient and durable

Overview of press types

SC = Cylinder pressing Tool



Front view



Side view



Rear view

SH = Hollow Piston pressing Tool



Front view




Side view



Rear view


HM = Yoke pressing Tool



Front view



Side view



Rear view

Crimping Tool Types

	SC*	SH	HM
No greasing	★★★	★★★	★★★
Low maintenance	★★★	★★	★★★
Compact	★★	★★★	★★
Light weight	★★	★★★	★
Accessibility of the workpiece	★★★	★★	★★★
Dirt-sensitivity	★★★	★	★★★
Sustainable	★★★	★★	★★★
Good value	★★	★★★	★★★
Well suited for	Workshop	Mobile	Continuous Operation
Factory warranty in years	3	2	3

* Including HM 200

The CRIMP MANAGER APP by UNIFLEX Modern Support for Mobile Hose Production



Innovative App Management for Online Data Exchange between Hose Crimper and Central Administration

With the Crimp Manager App by UNIFLEX, you always have the necessary crimping table up to date and complete on your smartphone or tablet – both online and offline. Thanks to modern, innovative software, crimping processes can be saved as favorites and sent directly to the hose press via Bluetooth. After the crimping process, all relevant data is automatically recorded and transmitted to your server via the internet, ensuring efficient and seamless documentation.



Design Leaflet

Define your own individual design.

Define functions individually
for the customer.



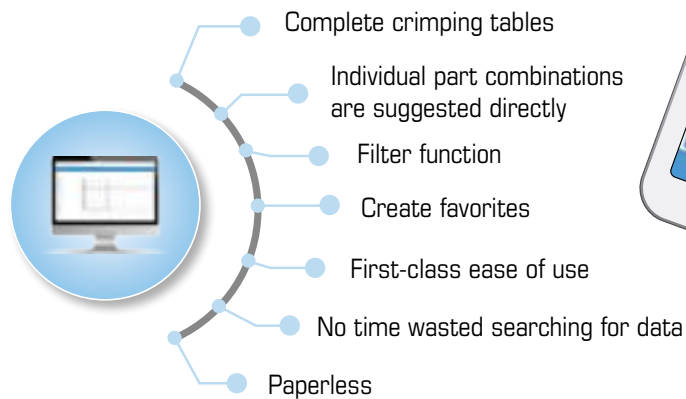
Keep full control over your production data

The Crimp Manager by UNIFLEX enables the recording and analysis of all crimping processes. Detailed evaluations and customized reports by region, customer, or product can be easily generated on your computer using the data collected through the app. This allows for precise order forecasts, demand analyses, and consumption data, optimizing your processes efficiently.

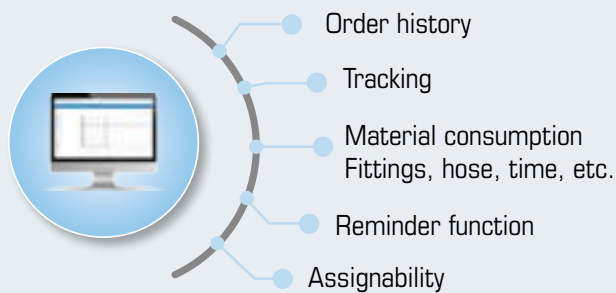
Security



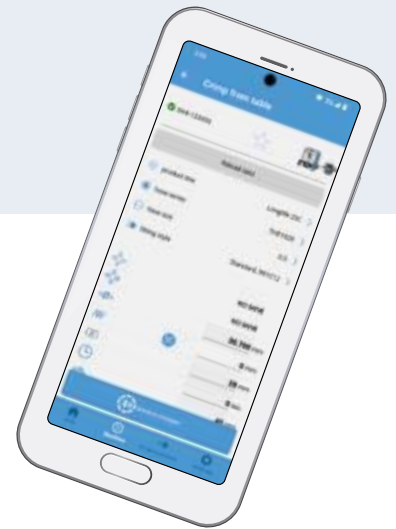
Efficiency



Logging



Analysis





Next-generation crimper for low pressure hose assemblies. Two-in-one solution with integrated die sets O5 and O15 for DN 03-16. With the SL 3-16 M.3, UNIFLEX innovates the existing crimper: Two integrated die sets in one tool. No more lost time changing the die. Simply switch the control lever and you are already crimping the other size. No risk of losing dies, no dirty hands, no "time lost". With the built-in handle, you can easily carry it anywhere.

SL 3-32 M and SL 3-75 complete the range with large opening travel up to 3".



SL 3-16 M.3



SL 3-32 M



SL 3-75_A (Power unit not included. Available as accessory.)



SL 3-16 M.3

SL 3-32 M

SL 3-75

Technical Data	SL 3-16 M.3	SL 3-32 M	SL 3-75
Crimp force (kN/Ton)	30/3	200/20	500/50
Opening travel (mm/inch)	+31.7/+1.24	+36.7/+1.44	+55/+2.16
Industrial	5/8**	1 1/4**	3**
Opening without dies (mm/inch)	38.6 / 1.52	88 / 3.46	115 / 4.52
Type of dies Ø	150: 6.9 and 14.9 mm	263.2	239
Master dies length (mm/inch)	10/0.39	68/2.68	75/2.95
L x W x H (mm)	340 x 143 x 780	216 x 165 x 348	420 x 520 x 550
Weight (kg)	20	28	88
Accessories			
Power unit	-	-	✓

* According to the fitting. ** With master dies. *** Not suitable for QDC 239.5.

Type of dies		Type of dies	
	263.2		239
Ø mm	mm	Ø mm	mm
6.8	40	6.8	50
9	75	9	50
12	75	10	50
14	75	12	50
17	75	14	60
20	75	16	60
24	75	17	60
28	75	19	60
32	75	20	60
36	75	22	60
40	75	24	60
44	75	26	75
47	75	28	75
		30	75
		31	75
		32	75
		34	75
		36	75
		38	75
		39	75
		40	75
		44	75
		47	75
		50	75
		54	75
		57***	75
		62***	75

Description



2 sets of dies integrated, no die set change necessary! (Only for SL3-16M)



PUU Power unit



Must workshops and mobile service teams do without the power and reliability of large stationary crimpers? UNIFLEX's answer is a definite "no". Our compact, multi-purpose workshop crimpers prove that the advantages of the legendary slide bearing technology can also be used in light-weight, inexpensive equipment that will fit into almost any vehicle and workshop.

The SH 2 series models offer an optimal force-to-weight ratio of 1" 4 SP at a weight of 29 kg, a large opening stroke up to 22 mm (0.87") and a maximum pressing range up to 63 mm (2.48").

New in the range is the SH 2 XL with a larger opening while maintaining full press force. Also new: the QDC grip for quick die changes – compatible with all SH 2 tools, including the new SH 2 XL.



SH 2 XL



SH 2 M H2



SH 2 A



SH 2 M Ecoline SH 2 M H2 SH 2 P SH 2 A SH 2 LA SH 2 XL

Technical Data	SH 2 M Ecoline	SH 2 M H2	SH 2 P	SH 2 A	SH 2 LA	SH 2 XL
Crimp force (kN/Ton)	900/90	900/90	900/90	900/90	450/45	900/90
No grease: 20% less friction	✓	✓	✓	✓	✓	✓
4-spiral + 1-pc fittings*	1¼"	1¼"	1¼"	1¼"	¾"	1¼"
4-spiral + 2-pc fittings*	1"	1"	1"	1"	⅝"	1"
Industry hose	1¼"	1¼"	1¼"	1¼"	1¼"	1¼"
90° Elbows	1"	1"	1"	1"	1"	1"
Max. Crimp range** (mm/inch)	63 / 2.48	63 / 2.48	63 / 2.48	63 / 2.48	63 / 2.48	63 / 2.48
Opening (mm/inch)	+22 / +0.87	+22 / +0.87	+22 / +0.87	+22 / +0.87	+22 / +0.87	+27 / +1.06
Opening without dies (mm/inch)	77 / 3.03	77 / 3.03	77 / 3.03	77 / 3.03	77 / 3.03	82 / 3.22
Master dies length (mm/inch)	75 / 2.95	75 / 2.95	75 / 2.95	75 / 2.95	75 / 2.95	75 / 2.95
Type of dies	263.2	263.2	263.2	263.2	263.2	263.2
Press path (mm)	8	8	8	8	8	12
Speed (mm/sec)						
Close	-	-	0.9	5.8	2.4	2.7
Crimp	-	-	0.9	0.6	0.2	2.7
Drive	Manual	Manual	Pneumatic ***	1-VAC	1-VAC	12 or 24 V DC or 1 Ph 110/220 V, 50/60 Hz.DC oder 1 Ph 110/220 V, 50/60 Hz.
Oil	0.75 l	0.75 l	2 l	1.5 l	1.5 l	1.5 l
L x W x H (mm)	216 x 165 x 348	500 x 420 x 440	380 x 400 x 310	450 x 450 x 350	450 x 450 x 450	540 x 716 x 562 without power unit
Weight (kg)	29	32	33	41	56	80

Type of dies	
Ø mm	mm
6.8	40
9	75
12	75
14	75
17	75
20	75
24	75
28	75
32	75
36	75
40****	75
44****	75
47****	75

* According to the fitting. ** With master dies. *** 7 bar/98 psi. **** Not suitable for QDC 263.3.
Packages page 28 / Accessories and options page 50

Description



On SH 2 models, an optical signal is given when the crimp measure is reached. The electric and pneumatic variants have an automatic stop function.



Telescopic hand-lever available. Included with SH 2 M machines.



New standard by SH 2 MH and SH 2 M Ecoline with special pump. The low pressure delivery volume is around three times higher than the standard: 32/3 cc instead of 11/3 cc



PUM 0.8/3.2-700 bar. The mobile high pressure unit achieves 700 bar: a real magic box! Not for SH 2 LA and SH 2 XL.



QDC 263.3



SH = Hollow piston press tool



As the unrivaled classic in the 1" field, with its narrow, innovative construction, high level of user friendliness, versatility and long service life, the HM 200 sets the unbeatable standard for quality and cost effectiveness. Its compact construction allows for ergonomic working. The use of different die sets allows pressing of all types of fittings, and the proven greaseless slide bearing technology reduces maintenance costs. The Ecoline model is hydraulically controlled and has a separate tank to save space in workshops.



HM 200



HM 200 Ecoline




PUU (optional)



HM 200

HM 200 Ecoline

Technical Data	HM 200	HM 200 Ecoline
Crimp force (kN/Ton)	1,300/130	1,300/130
No grease: 20% less friction	✓	✓
Control	Control A	Control A
4-spiral + 1-pc fittings*	1½"	1½"
4-spiral + 2-pc fittings*	1¼"	1¼"
4/6-spiral + 2-pc fittings*	1"	1"
Industry hose	2"	2"
90° Elbows	1½"	1½"
Max. Crimp range (mm/inch)	70 / 2.76	70 / 2.76
Opening (mm/inch)	+30 / +1.18	+30 / +1.18
Opening without dies (mm/inch)	100 / 3.94	100 / 3.94
Master dies length (mm/inch)	75 / 2.95	75 / 2.95
Type of dies	239	239
Press path (mm)	8	8
Speed (mm/sec)		
Close / Crimp / Open	3.5 / 3.5 / 5.9	3.5 / 3.5 / 5.9
Noise level	69 dBA	69 dBA
Drive	3 kW 3~VAC	3 kW 3~VAC
Oil	40 I	40 I (DC 4 I)
L x W x H (mm)	800 x 530 x 630	420 x 535 x 520
Power Unit L x W x H (mm)	–	300 x 450 x 560
Weight (kg)	140	92 (without power unit), 130 (with die package)
Options		
12 VDC/24 VDC	–	✓
1~VAC	✓	2.2 kW
Control C.2/IPC	✓	–

Type of dies	
	239
Ø mm	mm
6.8	50
9	50
10	50
12	50
14	60
16	60
17	60
19	60
20	60
22	60
24	60
26	75
28	75
30	75
31	75
32	75
34	75
36	75
38	75
39	75
40	75
44	75
47	75
50	75
54	75
57**	75
62**	75

* According to the fitting. ** Not suitable for GDC 239.5.

Packages page 28 / Accessories and options page 50

Description



The micrometer allows you to easily set the crimping diameter.



The large opening stroke allows you to pass 90° fittings without changing the crimp dies.



The 12 VDC/24 VDC units offer space- and weight-saving application options, e.g. for fitting service trucks.
L x W x H (mm):
441 x 291 x 296; 21 kg



A box with master dies is available in a package.



For mobile applications the HM 200 is ideally suitable.



SC = Press tool with Cylinder



Due to their narrow and innovative construction, high level of user friendliness and long service life, the SC 3 and SC 4 set new standards for quality and cost effectiveness. Their compact construction allows for ergonomic working. The use of long master dies allows you to crimp 90° elbow fittings up to 1 ¼" for SC 3 and 1 ½" for SC 4, with the tried and tested greaseless slide bearing technology, which reduces maintenance costs and increases the product quality.

Because the 4-cylinder technology is particularly resistant to contamination from press dust, UNIFLEX offers a 3-year warranty for the SC 3 and SC 4 series.



SC 4 Ecoline C.2



SC 3 Ecoline



SC 4 Ecoline



SC 3 Ecoline

SC 4 Ecoline

SC 4 Ecoline C.2

Technical Data	SC 3 Ecoline	SC 4 Ecoline	SC 4 Ecoline C.2
Crimp force (kN/Ton)	1,200/120	1,800/180	1,800/180
No grease: 20% less friction	✓	✓	✓
Control	Control A	Control A	Control C.2
4-spiral + 1-pc fittings*	1½"	2"	2"
4-spiral + 2-pc fittings*	1¼"	2"	2"
4/6-spiral + 2-pc fittings*	1"	1½"	1½"
Industry hose	2"	2"	2"
90° Elbows	1½"	1½"	1½"
Max. Crimp range (mm/inch)	70 / 2.76	70 / 2.76	70 / 2.76
Opening (mm/inch)	+35 / +1.38	+35 / +1.38	+35 / +1.38
Opening without dies (mm/inch)	105 / 4.13	105 / 4.13	105 / 4.13
Master dies length (mm/inch)	100 / 3.94	100 / 3.94	100 / 3.94
Type of dies	239-xx-Ø	239 - xx	239 - xx
Press path (mm)	12	12	12
Speed (mm/sec)			
Close	4.0	2.7	2.7
Crimp	4.0	2.7	2.7
Open	6.5	4.7	4.7
Noise level	69 dBA	69 dBA	69 dBA
Drive	3 kW 3~VAC	3 kW 3~VAC	3 kW 3~VAC
Oil	35 l	35 l	35 l
L x W x H (mm)	592 x 545 x 672	592 x 545 x 672	720 x 600 x 672
Weight (kg)	150	160	203
Options			
12 VDC/24 VDC	✓	✓	-
1~VAC	✓	✓	✓
Control C.2/IPC	✓	-	✓

Type of dies	
Ø mm	mm
6.8	65
9	65
10	65
12	65
14	65
16	65
17	65
19	65
20	65
22	65
24	65
26	65
28	80
30	80
31	80
32	80
34	80
36	80
38	80
39	80
40	80
44	80
47	100
50	100
54	100
57**	100
62**	100

* According to the fitting. ** Not suitable for GDC 239.5. Packages page 28 / Accessories and options page 50

Description



The SC 3- and SC 4-series is fitted with the clean slide bearing technology.



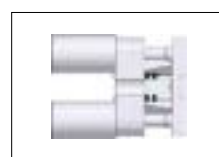
The SC 3- and SC 4-series can be used to crimp short 90° elbow fittings with a long drop. This is impossible for other conventional service-machines.



With the double pin connection, it is possible to crimp on the front and rear sides.



The 12 VDC/24 VDC units offer space- and weight-saving application options, e.g. for fitting service trucks.
L x W x H (mm):
441 x 291 x 296; 21 kg



SC = Press tool with Cylinder



Due to its narrow and innovative construction, high level of user friendliness and long service life, the SH 4 sets new standards for quality and cost effectiveness. Its very compact design despite a high pressing force and a weight of only 110 kg allows ergonomic operation even on mobile jobs. The long base jaws enable pressing up to 1½" 4 SP, the proven greaseless slide bearing technology reduces maintenance costs and increases production quality.



SH 4 Ecoline



SH 4 Mobileline

SH 4 C.2




SH 4 Ecoline

SH 4 Mobileline

Technical Data	SH 4 Ecoline	SH 4 Mobileline
Crimp force (kN/Ton)	1,800/180	1,800/180
No grease: 20% less friction	✓	✓
Control	Control A	Control A
4-spiral + 1-pc fittings*	2"	2"
4-spiral + 2-pc fittings*	2"	2"
4/6-spiral + 2-pc fittings*	1½" (6-sp 1¼")	1½" (6-sp 1¼")
Industry hose	2"	2"
90° Elbows	1¼"	1¼"
Max. Crimp range (mm/inch)	70 / 2.76	70 / 2.76
Opening (mm/inch)	+27 / +1.06	+27 / +1.06
Opening without dies (mm/inch)	97 / 3.82	97 / 3.82
Master dies length (mm/inch)	110 / 4.33	110 / 4.33
Type of dies	239-xx-Ø	239-xx-Ø
Press path (mm)	12	12
Speed (mm/sec)		
Close	2.0	3
Crimp	2.0	1
Open	7.6	10
Noise level	69 dBA	69 dBA
Drive	3 kW 3~VAC	1,8 kW 1~VAC (new with double pump)
Oil	35 l	4 l
L x W x H (mm)	600 x 550 x 630	430 x 370 x 440
Weight (kg)	150	110 (without power unit)
Options		
12 VDC/24 VDC	-	✓
1~VAC	✓	✓
Control C.2/IPC	✓	-
PB 239-MD-Ø 70 (Closing pin for master dies SH 4)	✓	✓

* According to the fitting. ** Not suitable for GDC 239.5. Packages page 28 / Accessories and options page 50

Type of dies	
 239-xx-Ø-yy	
Ø mm	mm
6.8	65
9	65
10	65
12	65
14	65
16	65
17	65
19	65
20	65
22	65
24	65
26	65
28	80
30	80
31	80
32	80
34	80
36	80
38	80
39	80
40	80
44	80
47	100
50	100
54	100
57**	100
62**	100

Description



The 12 VDC/24 VDC units offer space- and weight-saving application options, e.g. for fitting service trucks.
L x W x H (mm):
441 x 291 x 296; 21 kg



PB 239-MD-Ø 70
Closing Pin for Master dies SH 4.
(Ø 70 mm)



For mobile applications the SH 4 Mobileline is also ideally suitable.



SH = Hollow piston press tool



With over 50 years on the market, it is still the strongest press with the best power-to-weight ratio (2" / 77 kg). The SH 7 sets standards for quality and cost-effectiveness due to its narrow, innovative design, high user-friendliness, versatility, and long service life. Its low weight and compact design make the SH 7 perfect for both stationary and mobile use up to 2 inches, as well as for use as a service or reserve press for quick deployment. The proven, lubrication-free sliding bearing technology with a quick-change system reduces maintenance costs, extends service life, and increases precision.



SH 7



Quick insertion of the jaws





SH 7 with closed dies and QDC



SH 7

SH 7 S

Technical Data	SH 7	SH 7 S
Crimp force (kN/Ton)	2,400/240	3,200/320
No grease: 20% less friction	✓	✓
Control	Control A	Control A
4/6-spiral + 1-pc fittings*	2"	2"
4-spiral + 2-pc fittings*	2"	2"
4/6-spiral + interlock*	1½"	1½"
Industry hose	2"	2"
90° Elbows	1½"	1½"
Max. Crimp range (mm/inch)	82 / 3.23	82 / 3.23
Opening (mm/inch)	+24 / +0.94	+24 / +0.94
Opening without dies (mm/inch)	110 / 4.33	110 / 4.33
Master dies length (mm/inch)	90 / 3.54	90 / 3.54
Type of dies	239 - xx/265	239 - xx/265
Press path (mm)	8	8
Speed (mm/sec)		
Close	Manuell	Manuell
Crimp	0.42	0.42
Open	Manuell	Manuell
Noise level	70 dBA	70 dBA
Drive	0.75 kW 3~VAC	0.75 kW 3~VAC
Oil	2.3 l	2.3 l
L x W x H (mm)	430 x 367 x 682	430 x 367 x 682
Options (kg)	77	77
Options		
12 VDC/24 VDC	✓	✓
1 Phase	✓	✓

Type of dies		Type of dies	
 239-xx-Ø-yy		 265	
Ø mm	mm	Ø mm	mm
6.8	65	54	100
9	65	57	100
10	65	62	100
12	65	67	100
14	65	71	100
16	65	74	100
17	65		
19	65		
20	65		
22	65		
24	65		
26	65		
28	80		
30	80		
31	80		
32	80		
34	80		
36	80		
38	80		
39	80		
40	80		
44	80		
47	100		
50	100		
54	100		
57**	100		
62**	100		

* According to the fitting. ** Not suitable for QDC 239.5. Packages page 28 / Accessories and options page 50

Description



The micrometer allows you to easily set the crimping dimensions.



The machine is pre-positioned manually.



The lightest mobile 2"-service crimping machine. Also available in 12 VDC/24 VDC.



265.2 Turntable



SH = Hollow piston press tool



With its slim, innovative design, high user-friendliness, versatility and long service life, the SC 6 series with its 4-cylinder technology sets standards for quality and economy. Its very compact design, despite the large opening travel, allows ergonomic working. The long base jaws enable the SC 6 to crimp short 90° fittings up to 2" 4 SP, and the SC 6 S up to 2" R 15. The proven greaseless slide bearing technology reduces maintenance costs, extends service life and increases accuracy. Because the 4-cylinder technology is particularly resistant to contamination from press scale, UNIFLEX offers a 3-year warranty for the SC 6 and SC 6 S series.



SC 6 C.2



SC 6 Ecoline C.2



SC 6 Ecoline



SC 6 Ecoline SC 6 SC 6 S Ecoline SC 6 S

Technical Data	SC 6 Ecoline	SC 6	SC 6 S Ecoline	SC 6 S
Crimp force (kN/Ton)	2,000/200	2,000/200	2,800/280	2,800/280
No grease: 20% less friction	✓	✓	✓	✓
Control	Control A	Control C.2	Control A	Control C.2
4/6-spiral + 1-pc fittings*	2"	2"	2"	2"
4-spiral + 2-pc fittings*	2"	2"	2"	2"
4/6-spiral + interlock*	1½"	1½"	2"	2"
Industry hose	3"	3"	3"	3"
90° Elbows	2"	2"	2"	2"
Crimp range (mm/inch)	102 / 4.02	102 / 4.02	102 / 4.02	102 / 4.02
Opening (mm/inch)	+45 / +1.77	+45 / +1.77	+45 / +1.77	+45 / +1.77
Opening without dies (mm/inch)	147 / 5.78	147 / 5.78	147 / 5.78	147 / 5.78
Master dies length (mm/inch)	110 / 4.33	110 / 4.33	110 / 4.33	110 / 4.33
Type of dies	239 - xx/266 **	239 - xx/266 **	239 - xx/266 **	239 - xx/266 **
Press path (mm)	17	17	17	17
Speed (mm/sec)				
Close	4.9	9.7	3.0	6
Crimp	2.3	2.2	1.4	1.4
Open	8.2	16	5.3	13.3
Noise level	69 dBA	67 dBA	69 dBA	67 dBA
Drive	4 kW 3~VAC	4 kW 3~VAC	4 kW 3~VAC	4 kW 3~VAC
Oil	50 l	70 l	50 l	70 l
L x W x H (mm)	700 x 600 x 735	745 x 600 x 1360	700 x 600 x 735	745 x 600 x 1,360
Weight (kg)	275	375	315	415
Options				
12 VDC/24 VDC	✓	-	✓	-
1 Phase	✓	✓	✓	✓
Control C.2/IPC	✓	✓	✓	✓

Type of dies		
Ø mm	mm	mm
239-xx-Ø-yy 266		
6.8	65	
9	65	
10	65	
12	65	
14	65	
16	65	
17	65	
19	65	
20	65	
22	65	
24	65	
26	65	
28	80	
30	80	
31	80	
32	80	
34	80	
36	80	
38	80	
39	80	
40	80	
44	80	
47	100	
50	100	
54	100	110
57***	100	110
62***	100	110
67		110
71		110
74		110
78		110
84		110
86		110
92		110
94		110

* According to the fitting. ** Without intermediate dies. *** Not suitable for GDC 239.5. Packages page 28 / Accessories and options page 50

Description



The S 6 series can be used to crimp short 90° elbow fittings with a long drop. This is impossible for other conventional machines.



SC = Press tool with Cylinder



Due to their narrow and innovative construction, high level of user friendliness and long service life, the SH 6 series set new standards for quality and cost effectiveness. Their large opening +43 mm (+ 1.69") and light weight 172 kg make it the perfect machine for mobile application up to 2" 4 SP and 3" return line.


The use of long master dies allows you to crimp 90° elbow fittings up to 2" with the tried and tested greaseless slide bearing technology, which reduces maintenance costs and increases the product quality.



SH 6 Ecoline



SH 6 Mobileline
(ideal for mobile applications)



SH 6 Mobileline (side view)



SH 6 Ecoline

SH 6 Mobileline

SH 6 S Ecoline

SH 6 S Mobileline

Technical Data	SH 6 Ecoline	SH 6 Mobileline	SH 6 S Ecoline	SH 6 S Mobileline
Crimp force (kN/Ton)	2,400/240	2,400/240	2,800/280	2,800/280
No grease: 20% less friction	✓	✓	✓	✓
Control	Control A	Control A	Control A	Control A
4/6-spiral + 1-pc fittings*	2"	2"	2"	2"
4-spiral + 2-pc fittings*	2"	2"	2"	2"
4/6-spiral + interlock*	1½"	1½"	2"	2"
Industry hose	3"	3"	3"	3"
90° Elbows	2"	2"	2"	2"
Crimp range (mm/inch)	102 / 4.02	102 / 4.02	102 / 4.02	102 / 4.02
Opening (mm/inch)	+41 / +1.69	+41 / +1.69	+45 / +1.69	+45 / +1.69
Opening without dies (mm/inch)	145 / 5.71	145 / 5.71	145 / 5.71	145 / 5.71
Master dies length (mm/inch)	110 / 4.33	110 / 4.33	110 / 4.33	110 / 4.33
Type of dies	239 - xx/266 **	239 - xx/266 **	239 - xx/266 **	239 - xx/266 **
Press path (mm)	12	12	20	20
Speed (mm/sec)				
Close	30/1.8	10/0.5	30/1.8	10/0.5
Crimp	1.8	0.5	1.8	0.5
Open	10.6/30	3/30	10.6/30	3/30
Noise level	69 dBA	69 dBA	69 dBA	69 dBA
Drive	3 kW 3~VAC	1.8 kW 1~VAC (new with double pump)	3 kW 3~VAC	1.8 kW 1~VAC (new with double pump)
Oil	35 l	4 l	35 l	4 l
L x W x H (mm)	600 x 550 x 750	505 x 430 x 490	709 x 613 x 691	505 x 621 x 573
Weight (kg)	196	172	206	182
Options				
12 VDC/24 VDC	-	✓	-	✓
1 Phase	✓	✓	✓	✓
Control C.2/IPC	✓	-	✓	-

Type of dies		
239-xx-Ø-yy 266		
Ø mm	mm	mm
6.8	65	
9	65	
10	65	
12	65	
14	65	
16	65	
17	65	
19	65	
20	65	
22	65	
24	65	
26	65	
28	80	
30	80	
31	80	
32	80	
34	80	
36	80	
38	80	
39	80	
40	80	
44	80	
47	100	
50	100	
54	100	
57***	100	
62***	100	110
67		110
71		110
74		110
78		110
84		110
86		110
92		110
94		110

* According to the fitting. ** Intermediate dies not required. *** Not suitable for GDC 239.5. Packages page 28 / Accessories and options page 50

Description



The 12 VDC/24 VDC units offer space- and weight-saving application options, e.g. for fitting service trucks.



For mobile applications the SH 6 Mobileline is also ideally suitable.



SH = Hollow piston press tool



Due to their narrow and innovative construction, high level of user friendliness and long service life, the SH 10 i and SH 10 i XL set new standards for quality and cost effectiveness. Their large opening, + 45 mm (+ 1.77") for SH i 10 and +61 mm (+ 2.40") for S 10 i XL, fits industrial hoses with large flanges.

The use of long master dies allows you to crimp 90° elbow fittings up to 2" with the tried and tested greaseless slide bearing technology, which reduces maintenance costs and increases the product quality.



SH 10 i XL IPC



SH 10 i Ecoline



SH 10 i C.2



SH 10 i Ecoline

SH 10 i

SH 10 i XL Ecoline

SH 10 i XL

Technical Data	SH 10 i Ecoline	SH 10 i	SH 10 i XL Ecoline	SH 10 i XL
Crimp force (kN / Ton)	2,800/280	2,800/280	2,800/280	2,800/280
No grease: 20% less friction	✓	✓	✓	✓
Control	Control A	Control C.2	Control A	Control C.2
4/6-spiral + 1-pc fittings*	2"	2"	2"	2"
4-spiral + 2-pc fittings*	2"	2"	2"	2"
4/6-spiral + interlock*	2"	2"	2"	2"
Industry hose	4"	4"	4"	4"
90° Elbows	2"	2"	2"	2"
Max. Crimp range (mm/inch)	145 / 5.70	145 / 5.70	145 / 5.70	145 / 5.70
Opening (mm/inch)	+45 / +1.77	+45 / +1.77	+61 / +2.40	+61 / +2.40
Opening without dies (mm/inch)	190 / 7.48	190 / 7.48	200 / 7.87	200 / 7.87
Master dies length (mm/inch)	126 / 4.96	126 / 4.96	126 / 4.96	126 / 4.96
Type of dies	239 - xx/237 L **	239 - xx/237 L **	239-xx-Ø/237 L **	239-xx-Ø/237 L **
Press path (mm)	17	17	17	17
Speed (mm/sec)				
Close	4.8	6.1	30/6.0	30/6.0
Crimp	2.3	1.7	1.4	1.4
Open	7.9	10.3	30/17	30/17
Noise level	70 dBA	67 dBA	67 dBA	70 dBA
Drive	4 kW 3~VAC	5.5 kW 3~VAC	4 kW 3~VAC	5.5 kW 3~VAC
Oil	50 l	70 l	50 l	70 l
L x W x H (mm)	700 x 600 x 845	690 x 600 x 1.400	700 x 600 x 845	690 x 600 x 1,400
Weight (kg)	372	390	390	430
Options				
Control C.2/IPC	✓	✓	✓	✓
1 Phase	✓	✓	✓	✓
12 VDC/24 VDC	✓	-	✓	-

Type of dies		Type of dies	
239-xx-Ø-yy		237 L	
Ø mm	mm	Ø mm	mm
6.8	65	54	118
9	65	57	118
10	65	62	118
12	65	67	118
14	65	71	118
16	65	74	118
17	65	78	118
19	65	84	118
20	65	86	118
22	65	90	118
24	65	96	118
26	65	103	118
28	80	106	126
30	80	111	126
31	80	116	126
32	80	121	126
34	80	126	126
36	80	131	126
38	80	135	126
39	80	137	126
40	80		
44	80		
47	100		
50	100		
54	100		
57***	100		
62***	100		

* According to the fitting. ** Intermediate dies not required. *** Not suitable for GDC 239.5. Packages page 28 / Accessories and options page 50

Description



The SH 10 and SH 10 XL-series is fitted with the clean slide bearing technology.



The SH 10 XL offers a large opening travel of up to 61 mm.



ICC – Industrial (hose) Crimp Calculator (only with C.2 and IPC controller)

Automatically calculate your crimp diameter directly from your hose and fitting measurement based on compression.

Includes the official agreed, tested and approved industrial hose crimp calculator/Interface with fitting and ferrule data from Mario, PT, Campbell and Dixon.



SH = Hollow piston press tool



With a 370-ton crimping force, the SC 12 i is the most powerful workshop crimper for R15 industrial hoses up to 3" and high pressure hoses up to 1". With its large opening and a maximum crimping range of up to 139 mm (5.47"), the SC 12 i also crimps 4" Camlock industrial fittings and even 90° fittings with ease.

The compact design allows direct access from all sides, which is particularly important when crimping short workpieces. Three versions of the SC 12 i are available: with a micrometer, Control C.2 or IPC. Like all UNIFLEX crimpers, the SC 12 i features the legendary UNIFLEX slide bearing technology for maximum cleanliness and consistent operations as well as low maintenance requirements and a full 3-year manufacturer's warranty.



SC 12 i IPC



SC 12 i IPC



SC 12 i IPC



SC 12 i A

SC 12 i C.2

Technical Data	SC 12 i A	SC 12 i C.2
Crimp force (kN/Ton)	3,700/370	3,700/370
No grease: 20% less friction	✓	✓
Control	Control A	Control C.2
4/6-spiral + 1-pc fittings*	3"	3"
4/6-spiral + 2-pc fittings*	3"	3"
4/6-spiral + interlock*	3"	3"
Industry hose	4"	4"
90° Elbows	2"	2"
Max. Crimp range (mm/inch)	145 / 5.71	145 / 5.71
Opening (mm/inch)	+61 / +2.40	+61 / +2.40
Opening without dies (mm/inch)	206 / 8.11	206 / 8.11
Master dies length (mm/inch)	126 / 4.96	126 / 4.96
Type of dies**	239 / 237L	239 / 237L
Press path (mm)	17	17
Speed (mm/sec)		
Close	30/4.9	30/4.9
Crimp	1.4	1.4
Open	30/8.6	30/8.6
Noise level	< 70 dBA	< 70 dBA
Drive	5.5 kW 3~VAC	5.5 kW 3~VAC
Oil	85 L	85 L
L x W x H (mm)	690 x 750 x 1,470	690 x 750 x 1,470
Weight (kg)	553	555
Options		
12 VDC/24 VDC	✓	-
1 Phase	✓	-
Control C.2/IPC	✓	✓

Type of dies	
	239-xx-β-yy
∅ mm	mm
6.8	65
9	65
10	65
12	65
14	65
16	65
17	65
19	65
20	65
22	65
24	65
26	65
28	80
30	80
31	80
32	80
34	80
36	80
38	80
39	80
40	80
44	80
47	100
50	100
54	100
57***	100
62***	100

Type of dies		
	237 L	
∅ mm	mm	mm
54	118	
57	118	
62	118	
67	118	
71	118	
74	118	
78	118	
84	118	
86	118	
90	118	
96	118	
103	118	
106	126	
111	126	
116	126	
121	126	
126	126	
131	126	
135	126	
137	126	

* According to the fitting. ** Intermediate dies not required. *** Not suitable for GDC 239.5.

Packages page 28 / Accessories and options page 50

Description



The micrometer allows you to set crimp dimensions to set. (Control A)



The SC 12 series can be used to crimp short 90° elbow fittings with a long drop. This is impossible for other conventional machines.



ICC – Industrial (hose) Crimp Calculator (only with C.2 and IPC controller)

Automatically calculate your crimp diameter directly from your hose and fitting measurement based on compression. Includes the official agreed, tested and approved industrial hose crimp calculator/Interface with fitting and ferrule data from Mario, PT, Campbell and Dixon.



SC = Press tool with Cylinder

Press Die Sets

	QDS 263 B	QDS 263 B-8-RAL 7021	QDC 263	
SH 2 M Ecoline				Package: Machine + PB Ø 14, 17, 20, 24 + QDS 26X B
SH 2 M H2, SH 2 P, SH 2 A, SH 2 LA				Package: Machine + PB Ø 14, 17, 20, 24, 28, 32, 40 + QDS 26X B
	QDS 239 B	QDC 239.5		
HM 200, SC 3, SH 4				Package: Machine + PB Ø 17, 20, 24, 28, 32, 40, 44, 47, 50 + QDS 239 B + QDC 239.5
SC 4				Package: Machine + PB Ø 17, 20, 24, 28, 32, 36, 40, 44, 47, 54, 62 + QDS 239 B + QDC 239.5
SH 7, SC 6, SH 6, SH 6 S				Package: Machine + PB 17, 20, 24, 28, 32, 40, 44, 50, 57, 71 + 265.239 L + QDS 239 B + QDC 239.5
SH 10 i, SH 10 i XL				Package: Machine + PB Ø 17, 20, 24, 28, 32, 40, 44, 50, 57, 71 + 237.239.2L2 + QDS 239 B + QDC 239.5
SC 12 i				Package: Machine + PB Ø 17, 20, 24, 28, 32, 40, 44, 50, 57, 71 + 237.239.2L2 + QDS 239 B + QDC 239.5

PUM 0.8/3.2-700 bar

The mobile high-pressure power unit manages 700 bar: a real magic box!

UNIFLEX mobile hydraulic power packs are popular worldwide due to their high performance, robustness and compact dimensions. worldwide. With an innovative high-pressure power unit, UNIFLEX now offers a practical accessory, namely an ingeniously simple external power tool: with a standard cordless screwdriver (min. 25 Nm drive torque), manual workshop presses for 1" hoses (4SH/R15) can be driven hydraulically.



PUU

The PUU is a hydraulic unit with an oil delivery capacity of 10 l/min at 28 MPa/280 bar.

This compact system with integrated 35 l oil tank fits perfectly with our HM 200 or can be used flexibly in other ways.



Technische Daten	PUM	PUU
Max. pressure	70 MPa (700 bar)	28 MPa (280 bar)
Nominal pressure	70 MPa (700 bar)	28 MPa (280 bar)
Adjustable pressure relief valve	up to 700 bar manually adjustable	-
Drive	All commercially available cordless screwdrivers (min. 25Nm)	1-3 phases 2,2-3 KW
Temperature range	10°C to +35°C	-
Shoulder strap	✓	-
Oil tank volume	2,5 l	35 l (Ölvolumen)
Pressure gauge measuring connection	✓	-
Delivery rate	3.2 L/min Low pressure up to 5 MPa (50 bar) 0.8 L/min High pressure above 5 MPa (50 bar)	10 l/min (max.)
L x W x H (mm)	245 x 170 x 220	300 x 450 x 550
Weight	8.5 kg with oil	33 kg



Production Crimpers

Innovative, productive and durable.



Content



Page 29-35
Control A | C.2 | IPC



Page 36-37
HM 3 H



Page 38-39
HM 222 | HM 225 |
HM 230



Page 40-41
HM 375 | HM 380 |
HM 400



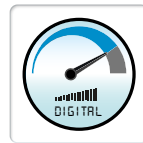
Page 42-43
HM 465 | HM 495



Page 44-45
HM 660 i | HM 665 |
HM 1200



Page 46
Accessories and
Options for
Control C.2 / IPC



Page 47
ULS Labeling System



Page 48-49
Die Storage and
Accessories



Page 50-51
Accessories
and Options



Page 52
HM 2000



Production Crimpers



Greaseless

- Slide bearings on the crimp tool improve efficiency up to 20%, reduce friction and help keep the tool free of contaminants
- No greasing improves cleanliness of machine
- Prolongs the machine's lifetime
- Maximum productivity with very low maintenance costs
- No risk of prematurely damaging the crimping head
- End product can be used in sanitary applications without cleaning
- 20% more capability for crimping stronger or more difficult couplings versus our competition's equivalent crimpers
- Consistently accurate crimp result



Universal

- For all types of hoses and fittings



Fixed 6-o'clock Die

- Stationary bottom die for efficient positioning of the product



Low Noise

- Very quiet hydraulic system



Ergonomic

- Ease of operator use for maximum productivity



Environment friendly

- Engineered to last

The CONTROL C.2 and controller IPC with its intuitive operation for UNIFLEX crimpers, test benches and several more products has a colour touch display. The new menus (Quick-Start-Menu and Production Menu) as well as the possibility to individualize each and every menu and application will make your work much easier. Everything can be controlled via HID, i.e. via Windows devices. In addition, you can record, monitor and assure the quality of your product and how the machine works via the PFM option.



Control A

Manual push-button operation

Only for Service and Workshop Machines



Control C.2

Control C.2 with screen protection option 807.2

HMI mit 7" Widescreen-Touch-Panel

Interfaces:

Ethernet RJ45
 USB
 Serieller Port (COM)
 Profinet
 Profibus



IPC

Industrial PC with 12" touch panel

Integrated RFID reader

Interfaces:

Ethernet RJ45
 USB 3.1
 serial port (COM)
 Profinet
 Profibus
 CAN bus

Advantages of the UNIFLEX IPC control:

- **Intuitive operation** – User-friendly interface for simple and fast control.
- **Maximum precision** – Accurate control of all machine parameters for highest repeatability.
- **Flexibility** – Customizable programs for various applications and materials.
- **Smart automation** – Efficient workflows through storable processes and automation options.
- **Real-time diagnostics** – Comprehensive monitoring and error analysis for quick maintenance.
- **Future-proof** – Updates and extensions ensure long-term investment security.
- **Network capability** – Integration into existing systems for networked production.
- **Windows-compatible** – Compatible with Windows for seamless integration.
- **High-definition display** – Clear presentation and easy operation.
- **Powerful processor** – Fast processing and smooth operation.

The UNIFLEX IPC control combines user-friendliness, performance and precision for efficient and reliable hose processing.

Start the machine and the control system:

START



Language – more available on request.



Units – Configuration units.

Various Users can be created

LOGIN



User Login – Factory settings via user and password with functional assignments and user Login rights.

MENU



Login with menu – Quick Menu and Production Menu selection.

After logging in, two usage options are available: the Quick Menu and the Production Menu

QUICK MENU



Input of press diameter, correction values and press jaws (automatically).

PRODUCTION MENU



More parameters to comfortably conduct serial pressing. Selection menu for pressing sorted by press dimension/pressure, using production data from the database or by scanning with the barcode scanner.

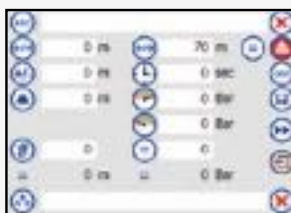
PRODUCTION MENU

(1) Via press dimension (parameter)


(2) Via pressure (parameter)

(3) Via the integrated database

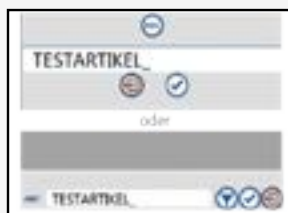
(4) Via Barcode scanner



Input of press dimension, correction values, hold time, opening diameter, preselection counter and press dies (automatic).



Input of pressure, hold time, opening diameter, preselection counter and press dies (parameter).




Items can be searched for or created numerically/alphanumerically. Items can be conveniently selected via the "Quick Search Menu".



Scan item data via barcode scanner (accessory).

Included: Press Force Monitoring



PFM – Standard on all machines with Control C.2.

Quality-enhancing option for serial production. With PFM, the upper and lower pressure limits can be defined by setting the tolerance values determined from a test pressing. Pressings deviating from these limits are flagged as errors. Optionally, a pressure shutdown can be activated, where the upper and lower diameters are monitored. This increases your process reliability. You can detect errors in the pre-assembly of the hose and fitting, skipped work steps, or incorrect positioning of the hose fitting on the hydraulic hose and respond appropriately. PFM thus provides integrated quality control without additional effort.



Multistep



UDL (UNIFLEX) data logging



ICC – Industrial Crimp Calculator

Automatically calculate your pressing diameter directly from your hose and fitting dimensions based on compression. Includes the officially agreed upon, tested, and approved industrial hose crimp calculator/interface with fitting and sleeve data from Mario, PT, Campbell, and Dixon.

CONTROLS IPC



START SCREEN



INFO – RESHAPING, 2 FREE COUNTERS – SERVICE, CONTACT



WORKSHOP MODE – QUICK MENU



QDC – CALL PRESS JAW CHANGE POSITION AND SUGGESTED PRESS DIES SET



Input of pressing diameter, correction values and press jaws (automatic)

PRODUCTION VIA PRESS DIMENSION MODE



PRODUCTION VIA PRESSURE MODE



Input of press dimension, correction values, hold time, opening diameter, preselection counter and press dies (automatic).

Input of pressure, hold time, opening diameter, preselection counter and press dies.

CALIPER



With the caliper, the result of the reshaping process can be checked using a freely selectable tolerance range. To do this, measure the workpiece at the position indicated by the red triangle.

LABEL



With the label printer and the UNIFLEX Label System (ULS), a label can be automatically printed for each workpiece, which is then manually attached to the workpiece. The color coding can be changed every year, making the age of the hose assembly easily identifiable at any time.

MULTISTEP



With interval reshaping, it is possible to carry out a reshaping process in several stages (with different reshaping pressures or pressing diameters, as well as different opening diameters).

CMK



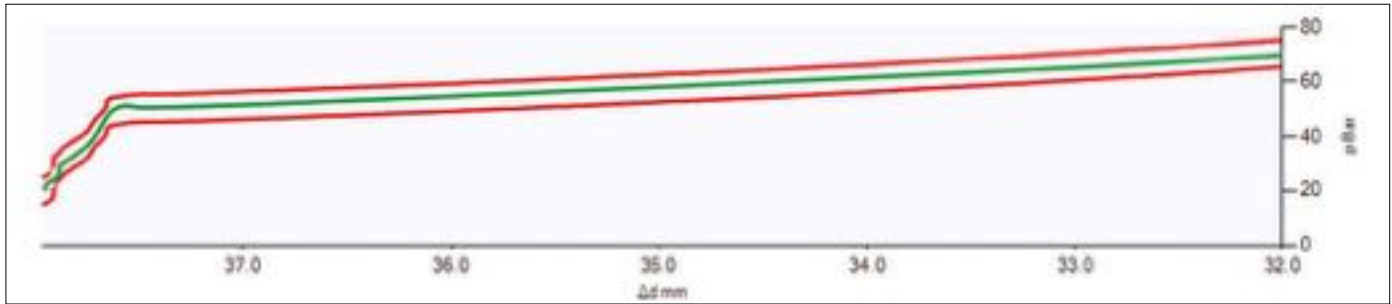
The machine capability index (CMK) describes the ability of the machine to meet the specified requirements. With the CMK function in the control unit, it is possible to continuously monitor the status of machine capability during production (integrated algorithm for verification).




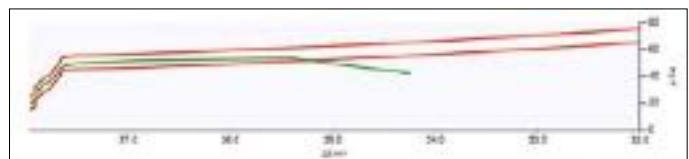
PFM



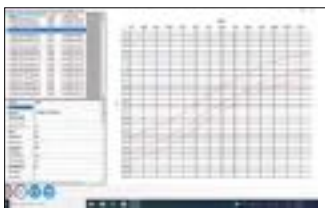
The PFM function enables continuous monitoring of the pressure or pressing diameter during production. If a parameter deviates from the learned target range, the pressing process is immediately stopped, and a message is displayed to the operator. This allows faulty components to be reliably detected during production.



The monitoring system compares the pressure in milliseconds and immediately stops the pressing process if a deviation occurs. The functionality enables the detection of double pressings, the use of incorrect press jaw diameters, the use of non-compliant workpieces (incorrect selection of press sleeves, press nipples, and hoses), faulty execution of hose skiving, and incomplete pre-assembly of components. All this data is recorded and can be accessed at any time..



COMPARING DIAGRAMS



Additionally, diagrams of the data sets can be directly accessed here for the pressed workpieces.

JOB MODE



The job mode enables controlled processing of multiple orders in production. It is also possible to combine several orders from different data sets in the database into one work order. For this purpose, a quantity is assigned to each individual data set.

QUEUE MODE



The queue mode sequentially executes individual pressing data sets stored in a database during production. This allows specific parameters to be determined and reported for individual workpieces (e.g., One-Piece flow).

QUEUE SETTING



IoT – INTERNET OF THINGS



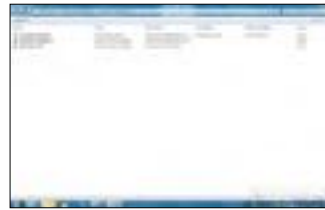
IoT selection menu



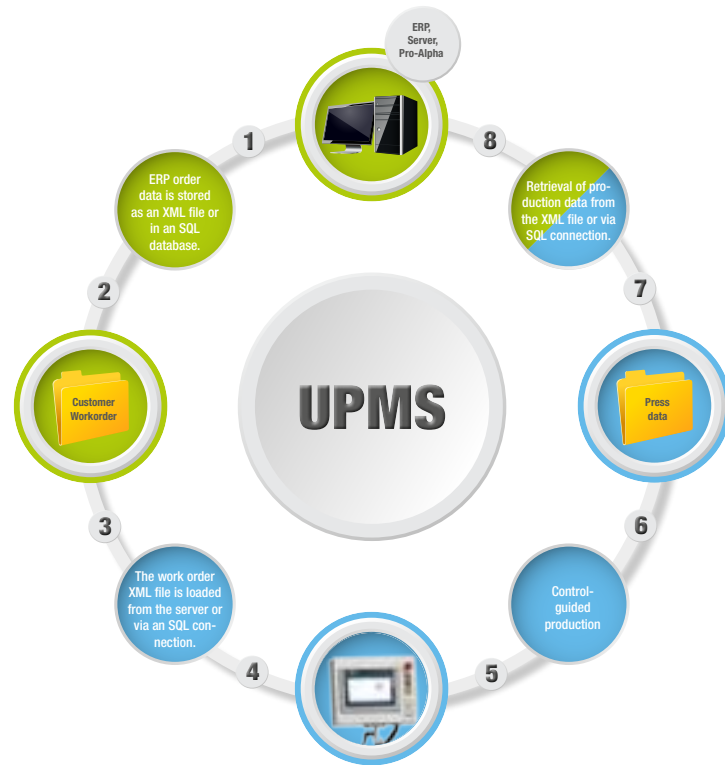
File path settings
(Part table, Job folder, Queue folder)



In the log file overview, saved press parameters are displayed.



Network setting



USB STORAGE MEDIUM



The data was loaded successfully from USB storage medium.

RFID



The RFID Reader enables the automatic login to the machine using an RFID chip.

SETTING MEASUREMENT UNIT



In the green area, the currently set measurement unit is displayed. By tapping a button, the corresponding measurement unit is set.

SETTING LANGUAGE






Due to its narrow and innovative construction, high level of user friendliness, and long service life, the HM 3 H sets new standards for quality and cost effectiveness. With its compact construction, it allows easy, uncomplicated, and rapid crimping. The intuitive UNIFLEX Software on the convenient IPC completes the HM 3 H and ensures product quality.



HM 3 H IPC



HM 3 H

Technical data	HM 3 H	Type of dies																																																								
Crimp force (kN/Ton)	750/75	 239-xx-Ø-yy																																																								
No grease: 20% less friction	✓																																																									
Control	Control IPC	<table border="1"> <thead> <tr> <th>Ø mm</th> <th>mm</th> </tr> </thead> <tbody> <tr><td>6.8</td><td>65</td></tr> <tr><td>9</td><td>65</td></tr> <tr><td>10</td><td>65</td></tr> <tr><td>12</td><td>65</td></tr> <tr><td>14</td><td>65</td></tr> <tr><td>16</td><td>65</td></tr> <tr><td>17</td><td>65</td></tr> <tr><td>19</td><td>65</td></tr> <tr><td>20</td><td>65</td></tr> <tr><td>22</td><td>65</td></tr> <tr><td>24</td><td>65</td></tr> <tr><td>26</td><td>65</td></tr> <tr><td>28</td><td>80</td></tr> <tr><td>30</td><td>80</td></tr> <tr><td>31</td><td>80</td></tr> <tr><td>32</td><td>80</td></tr> <tr><td>34</td><td>80</td></tr> <tr><td>36</td><td>80</td></tr> <tr><td>38</td><td>80</td></tr> <tr><td>39</td><td>80</td></tr> <tr><td>40</td><td>80</td></tr> <tr><td>44</td><td>80</td></tr> <tr><td>47</td><td>100</td></tr> <tr><td>50</td><td>100</td></tr> <tr><td>54</td><td>100</td></tr> <tr><td>57**</td><td>100</td></tr> <tr><td>62**</td><td>100</td></tr> </tbody> </table>	Ø mm	mm	6.8	65	9	65	10	65	12	65	14	65	16	65	17	65	19	65	20	65	22	65	24	65	26	65	28	80	30	80	31	80	32	80	34	80	36	80	38	80	39	80	40	80	44	80	47	100	50	100	54	100	57**	100	62**	100
Ø mm	mm																																																									
6.8	65																																																									
9	65																																																									
10	65																																																									
12	65																																																									
14	65																																																									
16	65																																																									
17	65																																																									
19	65																																																									
20	65																																																									
22	65																																																									
24	65																																																									
26	65																																																									
28	80																																																									
30	80																																																									
31	80																																																									
32	80																																																									
34	80																																																									
36	80																																																									
38	80																																																									
39	80																																																									
40	80																																																									
44	80																																																									
47	100																																																									
50	100																																																									
54	100																																																									
57**	100																																																									
62**	100																																																									
2-braid + 2-pc fittings*	1"																																																									
4-spiral + 1-pc fittings*	¾"																																																									
4-spiral + 2-pc fittings*	¾"																																																									
Industry hose	2"																																																									
90° Elbows	1½"																																																									
Max. Crimp range	70 mm / 2.75"																																																									
Opening	+35 mm / +1.38"																																																									
Opening without dies	105 mm / 4.13"																																																									
Master dies length	100 mm / 3.94"																																																									
Type of dies	239-xx-Ø-yy																																																									
Speed (mm/sec)																																																										
Close	8.3																																																									
Crimp	8.3																																																									
Open	13.8																																																									
Noise level	53 dBA																																																									
Drive	5.5 kW 3~VAC																																																									
Oil	50 l																																																									
L x W x H (mm)	720 x 600 x 672																																																									
Weight (kg)	193																																																									
Options																																																										
Control C.2	✓																																																									

* According to the fitting. ** Not suitable for QDC 239.5.

Control page 31 / Accessories and options page 50

Description



A 90° elbow with long ending is no problem for the UNIFLEX HM 3 H.



With the two-hole system, insertion of the dies from both sides is simplified and offers the possibility of selecting two different position (back and front) depending on the type of type of press jaw. The HM 3 H is compact and offers good accessibility.

Package:
Machine
+ PB Ø 17, 20, 24, 28, 32, 40, 44, 50
+ QDC 239.5
+ QDS 239 B
+ Control C.2



SC = Press tool with Cylinder



Due to their narrow, innovative construction, high level of user friendliness, and long service life, the HM 222, HM 225 and HM 230 set the standard for quality and cost effectiveness. Their unrivaled accessibility makes ergonomic working possible in production and series manufacturing. The tried and tested greaseless slide bearing technology reduces maintenance costs, and the strong crimping force of up to 1350 /1600/1800 kN.



HM 230 IPC



Special machine HM 225 (IPC)
with recess for 180° fittings



HM 230 IPC



HM 222



HM 225



HM 230

Technical data	HM 222	HM 225	HM 230
Crimp force (kN/Ton)	1,350/135	1,600/160	1,800/180
No grease: 20% less friction	✓	✓	✓
Control	Control IPC	Control IPC	Control IPC
4/6-spiral + 1-pc fittings*	1¼"	1¼"	2"
4-spiral + 2-pc fittings*	1"	1¼"	2"
4-spiral + interlock*	¾"	1"	1¼"
Industry hose*	2"	2"	3"
90° Elbows*	1½"	1½"	2"
Max. Crimp range	70 mm / 2.75"	70 mm / 2.75"	102 mm / 4"
Opening	+35 mm / +1.38"	+40 mm / +1.57"	+40 mm / +1.57"
Opening without dies	105 mm / 4.13"	110 mm / 4.33"	142 mm / 5.56"
Master dies length	75 mm / 2.95"	90 mm / 3.54"	110 mm / 4.33"
Type of dies	239	239 -xx-ø-yy	239 -xx/266
Press path (mm)	12	8	17
Speed (mm/sec) **			
Close	10	19	27
Crimp	5/10	1.5/3	3
Open	10	19	40
Noise level	53 dBA	53 dBA	63 dBA
Drive	5.5 kW 3~VAC	4 kW 3~VAC	5.5 kW 3~VAC
Oil	80 l	80 l	100 l
L x W x H (mm)	645 x 560 x 1,450	645 x 560 x 1,470	470 x 1,130 x 1,580
Weight (kg)	310	470	550
Options			
Control C.2	✓	✓	✓

Type of dies		Type of dies	
239		239-xx-ø-yy 266	
Ø mm	mm	Ø mm	mm
6.8	50	6.8	65
9	50	9	65
10	50	10	65
12	50	12	65
14	60	14	65
16	60	16	65
17	60	17	65
19	60	19	65
20	60	20	65
22	60	22	65
24	60	24	65
26	75	26	65
28	75	28	80
30	75	30	80
31	75	31	80
32	75	32	80
34	75	34	80
36	75	36	80
38	75	38	80
39	75	39	80
40	75	40	80
44	75	44	80
47	75	47	100***
50	75	50	100***
54	75	54	100***
57****	75	57****	100***
62****	75	62****	100***
		67	110
		71	110
		74	110
		78	110
		84	110
		86	110
		92	110
		94	110

* According to the fitting. ** Standard: Half power twice faster included. *** Outside master dies length, consult UNIFLEX. .

**** Not suitable for QDC 239.5.

Control page 31 / Accessories and options page 50

Description



IPC – Intelligent-Press-Control



The compact, narrow and ergonomic construction makes working on both sides possible.



The fixed 6- o'clock die makes safe and low-force positioning of the workpiece possible.

Package HM 222:
Machine
+ PB Ø 17, 20, 24, 28, 32, 40, 44, 50
+ QDS 239 B + QDC 239.5
+ Control IPC

Package HM 225:
Machine
+ PB Ø 17, 20, 24, 28, 32, 40, 47, 54, 62
+ QDS 239 B + QDC 239.5
+ Control IPC

Package HM 230:
Machine
+ PB 239 Ø 17, 20, 24, 28, 32, 40, 44, 50 PB 266 Ø 57, 71
+ Adapter dies 266.239L
+ QDS 239 B + QDC 239.5
+ Control IPC

The HM 3xx/HM 400 series, known for reliability, combines all the essential features of a high-performance production crimper. Compact and powerful, they are designed for ergonomic use, offering a durable build with user-friendly operation and extended service life. These machines set a new standard for quality and cost-efficiency in production.



HM 375 IPC | HM 380 IPC



HM 400 IPC



HM 400 IPC



HM 375 | HM 380



HM 400



Technical data	HM 375	HM 380	HM 400
Crimp force (kN/Ton)	3,150/315	3,400/340	3,750/375
No grease: 20% less friction	✓	✓	✓
Control	Control IPC	Control IPC	Control IPC
4/6-spiral + 1-pc fittings*	2"	2½"	3"
4/6-spiral + interlock*	2"	2½"	3"
Industry hose*	4"	4"	6"
90° Elbows*	3"	3"	3"
Max. Crimp range** (mm/inch)	165 / 6.50	165 / 6.50	190 / 7.48
Opening (mm/inch)	+70 / +2.75	+70 / +2.75	+130 / +5.12
Opening without dies (mm/inch)	215 / 8.46	215 / 8.46	300 / 11.8
Master dies length (mm/inch)	126 / 4.96	126 / 4.96	150 / 5.91
Type of dies**	237 L/239-xx	237 L/239-xx	554/239-xx
Press path (mm)	20	20	50
Speed (mm/sec)			
Close / Crimp / Open	23 / 1.4 / 33	29 / 1.9 / 44	18 / 1.4 / 20
Noise level	62 dBA	62 dBA	62 dBA
Drive	4 kW 3~VAC	5.5 kW 3~VAC	5.5 kW 3~VAC
Oil	100 l	100 l	260 l
L x W x H (mm)	1,200 x 600 x 1,700	1,200 x 600 x 1,700	1,500 x 630 x 1,800
Weight (kg)	750	750	1,400
CGS (Conicity Guard System)	✓	✓	-
HiDS (High Pressure Pump Dynamic Suction)	✓	✓	✓
Options			
Control C.2	✓	✓	✓

Type of dies		Type of dies		Type of dies	
239-xx-Ø-yy		237 L		554	
Ø mm	mm	Ø mm	mm	Ø mm	mm
6.8	65	54	118	57	120
9	65	57	118	62	120
10	65	62	118	67	120
12	65	67	118	71	120
14	65	71	118	74	120
16	65	74	118	78	120
17	65	78	118	84	120
19	65	84	118	86	120
20	65	86	118	90	120
22	65	90	118	96	120
24	65	96	118	103	120
26	65	103	118	106	150
28	80	106	126	111	150
30	80	111	126	116	150
31	80	116	126	121	150
32	80	121	126	126	150
34	80	126	126	131	150
36	80	131	126	136	150
38	80	135	126	146	150
39	80	137	126	156	150
40	80				
44	80				
47	100				
50	100				
54	100				
57***	100				
62***	100				

* According to the fitting. ** With master dies. *** Not suitable for QDC 239.5.
Control page 31 / Accessories and options page 50

Description



Due to the long master dies, you can crimp virtually all types of fittings.



The fixed 6- o'clock die makes safe and low-force positioning of the workpiece possible.



ICC – Industrial (hose) Crimp Calculator (with C.2 and IPC controller)
 Automatically calculate your crimp diameter directly from your hose and fitting measurement based on compression. Includes the official agreed, tested and approved industrial hose crimp calculator/Interface with fitting and ferrule data from Mario, PT, Campbell and Dixon.

Package HM 375 / HM 380:
 Machine
 + PB Ø 17, 20, 24, 28, 32, 40, 44, 50, 57, 71
 + 237, 239, 2L2
 + GDC 239.5
 + QDS 239 B
 + Control C.2

Package HM 400:
 Machine
 + PB Ø 17, 20, 24, 28, 32, 40, 44, 50, 57, 71
 + 554, 239L
 + GDC 239.5
 + QDS 239 B
 + Control C.2

With its innovative design, specifically developed for special industrial sizes, and an impressive press force of 4000 to 6000 kN, this series sets new standards for quality and efficiency. Complemented by classic features such as user-friendliness and durability, the HM 465 and HM 495 deliver productivity and effectiveness in a compact footprint.



HM 465 IPC



HM 465 IPC (side view)



HM 495 IPC



HM 465



HM 495

Technical data	HM 465	HM 495
Crimp force (kN/Ton)	4,000/400	6,000/600
No grease: 20% less friction	✓	✓
Control	Control IPC	Control IPC
4/6-spiral + 1-2-pc fittings*	3"	3"
4/6-spiral + interlock*	3"	3"
Industry hose	8" (12")**	8" (12")**
90° Elbows	3"	3"
Max. Crimp range (mm/inch)	310 / 12.20	310 / 12.20
Opening (mm/inch)	+150 / +5.91	+150 / +5.91
Opening without dies (mm/inch)	380 / 14.96	380 / 14.96
Master dies length (mm/inch)	150 / 5.91	150 / 5.91
Type of dies	245/237L/239-xx-Ø-yy	245/237L/239-xx-Ø-yy
Press path (mm)	80	80
Speed (mm/sec)		
Close	18	18
Crimp	1.4	1
Open	20	20
Noise level	62 dBA	62 dBA
Drive	5.5 kW 3~VAC	5.5 kW 3~VAC
Oil	300 l	300 l
L x W x H (mm)	1,590 x 730 x 2,000	1,590 x 730 x 2,076
Weight (kg)	2,400	2,600
HIDS (High Pressure Pump Dynamic Suction)	✓	✓

Type of dies		Type of dies	
239-xx-Ø-yy		237 L/245	
Ø mm	mm	Ø mm	mm
6.8	65	54	118
9	65	57	118
10	65	62	118
12	65	67	118
14	65	71	118
16	65	74	118
17	65	78	118
19	65	84	118
20	65	86	118
22	65	90	118
24	65	96	118
26	65	103	118/130
28	80	106	126/130
30	80	111	126/130
31	80	116	126/130
32	80	121	126/130
34	80	126	126/130
36	80	131	126/130
38	80	135	126
39	80	136	130
40	80	137	126
44	80	146	150
47	100	156	150
50	100	170	150
54	100	185	150
57***	100	200	150
62***	100	230*	230
		265*	220
		275*	220
		305*	254

* Special dies (reduced opening). ** Pipe fittings without flange. *** Not suitable for GDC 239.5.

Control page 31 / Accessories and options page 50

Description



Due to the long master dies, you can crimp virtually all types of fittings.



The machines are very compact and narrow for a better work environment.



ICC – Industrial (hose) Crimp Calculator (with C.2 and IPC controller)

Automatically calculate your crimp diameter directly from your hose and fitting measurement based on compression. Includes the official agreed, tested and approved industrial hose crimp calculator/Interface with fitting and ferrule data from Mario, PT, Campbell and Dixon.

Package HM 4xx:

- Machine
- + PB Ø 17, 20, 24, 28, 32, 40, 44, 50, 57, 71
- + 237, 239, 2L2 + 245, 237L
- + GDC 239.5 + GDS 239 B
- + Control C.2

With their distinctive construction and high crimping force of up to 12000 kN, the HM 660 i, HM 665 and HM 1200 are some of UNIFLEX's powerhouses. They set the standard for quality and cost effectiveness. Using one of these models, you can easily crimp up to 12" industrial hoses (according to the fitting).



HM 665 IPC



HM 660 i IPC | HM 1200 IPC



HM 665 IPC



HM 660 i | HM 1200



HM 665

Technical data	HM 660 i	HM 665	HM 1200
Crimp force (kN/Ton)	8,000/800	6,000/600	12,000/1,200
No grease: 20% less friction	✓	✓	✓
Control	Control IPC	Control IPC	Control IPC
4/6-spiral + 1/2-pc fittings*	3"	3"	3"
4/6-spiral + interlock*	3"	3"	3"
Industry hose	10"	12"/16"	10"
90° Elbows	3"	3"	3"
Max. Crimp range** (mm/inch)	325 / 12.80	450 / 17.72	325 / 12.80
Opening (mm/inch)	+120 / +4.72	+180 / +7.09	+120 / +4.72
Opening without dies (mm/inch)	395 / 15.55	580 / 22.83	395 / 15.55
Master dies length (mm/inch)	200 / 7.88	250 / 9.84	200 / 7.88
Type of dies	246/237L/239-xx-Ø-yy	298/247/245/ 237L/239-xx-Ø-yy	246/237L/239-xx-Ø-yy
Press path (mm)	50	100	50
Speed (mm/sec)			
Close	15	17	11
Crimp	2	0.9	1.5
Open	15	25	11
Noise level	69 dBA	69 dBA	69 dBA
Drive	18.5 kW 3~VAC	5.5 kW 3~VAC	18.5 kW 3~VAC
Oil	300 l	400 l	300 l
L x W x H (mm) Machine	1,400 x 1,050 x 2,470	1,800 x 970 x 2,400	1,400 x 1,130 x 2,660
L x W x H (mm) Power Unit	700 x 1,160 x 1,360	integriert	1,100 x 1,300 x 1,500
Weight (kg)	4,200 + 450	5,200	4,480 + 450
HIDS (High Pressure Pump Dynamic Suction)	✓	✓	✓

* Layflat hoses with special dies. ** According to the fitting. *** Not suitable for GDC 239.5.

Control page 31 / Accessories and options page 50

Type of dies	Type of dies	Type of dies	Type of dies
239-xx-Ø-yy	237 L 246	298	247
Ø mm mm	Ø mm mm	Ø mm mm	Ø mm mm
6.8 65	54 118	200 250	121 150
9 65	57 118	220 250	136 130
10 65	62 118	240 250	146 150
12 65	67 118	260 250	156 150
14 65	71 118	280 250	170 170
16 65	74 118	300 250	185 200
17 65	78 118	320 250	200 200
19 65	84 118	340 250	215 200
20 65	86 118	360 250	230 200
22 65	90 118	380 250	245 200
24 65	96 118		275 200
26 65	103 118		290 200
28 80	106 126		305 200
30 80	111 126		
31 80	116 126	245	
32 80	121 126	Ø mm mm	
34 80	126 126	103 130	
36 80	131 126	106 130	
38 80	135 126	111 130	
39 80	136 150	116 130	
40 80	137 126	121 130	
44 80	146 150	126 130	
47 100	156 150	131 130	
50 100	170 170	136 130	
54 100	185 200	146 150	
57*** 100	200 200	156 150	
62*** 100	215 200	170 150	
	230 200	185 150	
	245 200	200 150	
	260 200		

Description



Due to the long master dies, you can crimp virtually all types of fittings.



The fixed 6- o'clock die makes safe and low-force positioning of the workpiece possible.

















The machines are very compact and narrow for a better work environment.



ICC – Industrial (hose) Crimp Calculator (with C.2 and IPC controller)

Automatically calculate your crimp diameter directly from your hose and fitting measurement based on compression. Includes the official agreed, tested and approved industrial hose crimp calculator/Interface with fitting and ferrule data from Mario, PT, Campbell and Dixon.

Accessories and Options for Control C.2 / IPC

Item number + Description		Item number + Description	
Accessories			
<p>Order number: Calb CtrIC C.2 (software + hardware)</p> <p>Calibrating your machine is simple using digital measurement via the software and the calibration mandrel.</p>		<p>BCR Ctrl-BT Barcode scanner</p>	
<p>TA(A) Depth stop</p>		<p>800.610 Foot mouse for controller interaction for caliper.</p>	
<p>PS.2 Double Double foot pedal</p>		<p>807.602 Touch panel with 1800 mm supply cable. (Controller can be placed on the left side)</p>	
<p>807.2 Screen protection</p>		<p>IPC Display protection foil 807.867 Storage tray kit 807.872</p>	
<p>CaliperV2 4inch-BT 300 mm</p>		<p>CaliperV2 3inch-BT 200 mm</p>	
<p>807.112 Extension cable Unimatic B, E, C.2, length 1700 mm</p>		<p>Screen protection 807.2 and 807.3</p>	
Options			
<p>RFID reader for login RFID CTRCC Optional for C.2. Standard for IPC</p>		<p>Digital speed control Speed Control – digitally controlled flow divider for precise machine movement. With our new, digitally controlled flow divider for production presses, the hydraulic oil flow can be precisely regulated and the workpiece is formed more gently.</p>	

ULS Labeling System

ULS.2-APP for Tablet or PC



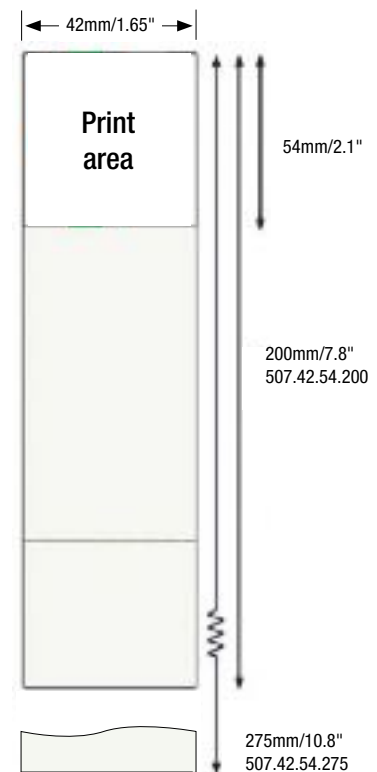
Advantages of Hose assembly Management

Benefits of labels and what they can tell the user:





- Which components need to be replaced and when
- The date of the exchange
- The potential hazards of the machine
- The plan for preventive maintenance
- Minimizes cost of maintenance
- Avoids equipment failures and long downtimes
- Publicity for your company

UNIFLEX Labeling System – ULS Ecoline

Part numbers ULS ECOLINE				
Pos.	Article	Content	Part No.	
1	Printer		ULS.2-C ULS.2-APP	To integrate with our IPC. To use on mobile phone or tablet with an APP.
2	Color ribbon for Printer	Cassette with labels, white (black) (74 meters)	888.469	
3	Roll/No.	Number of pieces per roll	Characteristics	
	507.42.54.200	900	200 mm 1 inch hose	- Transparent preprinted oil- and acid-resistant banderole. - High-performance vinyl. - Strongly adhesive, permanent.
	507.42.54.275	900	275 mm 2 inch hose	- Specifically designed for the surface of rubber and thermoplastic hose.



Die Storage and Accessories

Item number + Description	Usage: Machine/Accessories	Option
<p>TU & TU 4 Ecoline Work Bench capable of supporting up to 800 kg</p>  <p>TU</p> <p>TU 4 Ecoline</p>	<p>suitable for: universal</p>	
<p>TU-QDS F Basic Basic with screws</p> 	<p>suitable for: Universal work bench TU TU-QDS FXL Shelf TU-QDS F Shelf TU-QDS F Shelf PB 280</p>	
<p>TU-QDS FXL Shelf Variable with screws</p> 	<p>suitable for: TU-QDS F Basic TU-QDS F 2391</p>	
<p>TU-QDS F Shelf Variable with screws</p> 	<p>suitable for: TU-QDS F Basic QDS-S.2 single row QDS-S-2 double row TU-QDS F 2391</p>	
<p>TU-QDS F 2391 3 pieces in set</p> 	<p>suitable for: TU-QDS FXL Shelf TU-QDS F Shelf</p>	
<p>TU-QDS F Shelf PB280 for PB 280</p> 	<p>suitable for: TU-QDS F Basic QDS-S.2 single row QDS-S-2 double row</p>	
<p>QDS-S.2 single row Basic Support</p> 	<p>suitable for: HM 220.3 HM 225.3 HM 222</p>	
<p>QDS-S-2 double row Basic Support</p> 	<p>suitable for: HM3xx.2 S6.3A+C S8.2/S8.3 S10.2/S10.3 HM245.4</p>	
<p>QDS 237.239S RAL5012 Basic Support with TU-QDS 239i</p> 	<p>suitable for: HM3xx ab Bj.2010, HM3xx.2 S6.3 S8.2/S8.3 S10.2/S10.3 HM 245.2/HM 245.3/HM 245.4</p>	

Item number + Description		Usage: Machine/Accessories
QDS 239 S Basic Support with TU-QDS 239i		suitable for: Machine SC 6, SH 10, SC 12, HM 2xx und HM 3 XX
QDS 280 B RAL 7021 For 9 Set PB 280		suitable for: PB 280
QDS 239 B RAL 7021 QDS 263 B-8-RAL 7021		suitable for: Type of dies PB 239 suitable for: Type of dies PB 263
QDS 239 R For 9 set PB 239		suitable for: Type of dies PB 239
QDS 239 T Wheeled support for 24 set PB 239		suitable for: PB 239
Oil-cooler Reduce heat, increase permanent tolerances.		suitable for: Production crimpers
QDS-HD For large industrial dies.		suitable for: PB 245 PB 554 PB 237
Wheelboard 2 WB 2 LxWxH (mm): 615x415x175 Weight: 3,5 kg Load Weight: 300 kg		suitable for: UMAT 2
Wheelboard 12 WB 12 LxWxH (mm): 1740x760x200 Weight: 110 kg Load Weight: 800 Kg Oil-tight		Mounting holes for the following machines: HM3xx, HM2xx, HM245 / HMC 1-30, SH/SC 6.x / SH 8.x / SH 10.x / SC 12.x HighLine Machines, EM115

Accessories and Options

Item number + Description		Usage: Machine/Accessories
OCS 10 retro Camera system – the alternative to the mirror, for a better sight line adjustment.		suitable for: HM 2XX, HM 3XX, 4XX und 6XX, HM 1200
TU-Rack 18-PB239 Workbench for miscellaneous machines includes die storage.		suitable for: Service Crimpers Type of dies PB 239
Mirror SHS & SHS Universal Allows the operator to watch the correct position of the part to be crimped behind the machine.		suitable for: all crimpers SC, SH, HM 2XX, HM 3XX
LUF Light for the rear side of the machine.		suitable for: all machines
TA To position the fitting inside the head and/or to activate the crimp cycle automatically.		suitable for: all machines, except SH2 and SH7
QDC 239.5 Dies quick change-tool for easy jaw change PB 239.		suitable for: all machines with type of dies PB 239
QDS 239		
QDS 263		
QDS 263.3		suitable for: PB 263.2
265.2 Turntable		suitable for: SH 7
PS Double foot pedal		suitable for: SC 6, SC 6 S, SC 6 Ecoline, SH 10, SH 10 xl, SC 12 i (not for Ecoline-Models)
Cable DC GK 205 Length 5 m		suitable for: HM 200, SC 3, SH 6, SH 6 S (only for DC versions)
PUM 0.8/3.2-700 BAR Cordless screwdriver drive 13 mm external hex min. 25 N/m		suitable for: SH 2
UMT-V		Inverted shelf with magnetic base for ULS printers, calipers, QDC

**Item number
+ Description**

**Usage:
Machine/Accessories**

PTS SYSTEM

Marking and crimping in one step according to DIN 20066, EN 853, EN 854, EN 856, EN 857.

PTS 52: character 4,0 x 2,0 mm/
marking depth ca. 0,3 - 0,5 mm

PTS 32: character 3,0 x 1,5 mm/
marking depth ca. 0,3 mm



Number of characters

P 200, 202, 204, 213, 261, 265
always 10 each

P 262 /263
Ø 14 - 32 = 17 each

P 239
Ø 14 - 24 = 12 each
Ø 26 - 50 = 17 each

P 239L or P239-xx-Øyy
Ø 14 - 22 = 14 each
Ø 24 - 40 = 15 each
Ø 44 - 50 = 10 each

P 232L
Ø 17 - 20 = 21 each
Ø 24 - 28 = 22 each
Ø 32 - 44 = 24 each
Ø 47 - 62 = 10 each
Ø 67 - 90 = 11 each

P 237L
Ø 54 - 67 = 24 each
Ø 71 - 121 = 11 each

P 266L
Ø 54 - 78 = 10 each

P 554-xxx-
Ø 57 - 103 = 24 each
Ø 106 - 121 = 12 each

Dies	Ø mm
261	14 - 47
263	14 - 32
265	54 - 71
266 L	54 - 78
239/239 L	14 - 50
232 L	14 - 90
237 L	54 - 121
554/246 L	on request

Angle scale

238.11 (HM 3xx) double side
239.21 (HM 220/HM 222)
2 side
255.14 (HM 225) 2 side
1280.5 (HM 230)
266.429.2 (SC 6)



suitable for:
HM 220, 222,
HM 225
HM 230
HM 3xx
SC 6

**UMAT 2 | UMAT
Mobile Working Stations**



Content not included in the scope of delivery.

UMAT 2

L x W x H (mm): 605 x 520 x 660
Weight (kg): 70
Empty weight (kg): 28
2x Storage box: LB 400 D 99150



Layout example

UMAT 4

L x W x H (mm): 800 x 1200 x 755
Weight (kg): 160
Drawers L x W x H (mm):
2 = 564 x 572 x 50
2 = 564 x 572 x 100
Load Weight Drawers (kg): 75
Load Capacity (kg): 450

Accessories
TU-QDS F SHELF
TU-QDS F 239I
TU-QDS SHELF PB280

**COMING
SOON
2025**




HM 2000

Technical data	HM 2000
Crimp force (kN/Ton)	20,000/2,000
No grease: 20% less friction	✓
Control	Control IPC
Max. Crimp range (mm/inch)	530/20.8
Opening (mm/inch)	200/7.8
Opening without dies (mm/inch)	850
Master dies length (mm/inch)	300/11.8
Tool L x W x H (mm)	ca. 2,400 x 1,300 x 3,700
Power Unit L x W x H (mm)	ca. 2,000 x 1,000 x 1,300
Weight Tool (kg)	ca. 16,000



Cutting Machines

Clean cutting, safe handling.



UNIFLEX.de


 made in Germany



Content



Page 55
**Cutting Blades |
Cutting Knives**



Page 56-57
EM 1 | EM 3



Page 58-59
EM 4



Page 60-61
EM 6 | EM 8



Page 62-63
EM 115 | EM 120



Page 64-65
EMI 150 | EMI 200



Page 66
UPG 10



Page 67
**USC 10 | USC 20 |
USC 30**



Page 68-69
**UVC 25 FSD |
UVC 50 FSD |
UVC 100 FSD**



Page 70
**Options and
Accessories**



Cutting Machines



Universal

- For all types of hoses and fittings



Ecoline

- Value driven solution for less frequent use




Energy efficient

- Less energy consumption with the same performance




Special Brake Motor

- A safety feature meeting DIN CE standards requiring the cutting blade to stop turning in 10 seconds



Special Cutting Motor

- Higher forces are achieved using a bigger shaft



Test-proven Cutting Blades

- Cutting blades are made out of test-proven material



Environment friendly

- Engineered to last



German Engineering

Cutting Blades – For all Cutting Machines




TM

TM G

TM C



Cutting Knives – For UPG 10



V-Shape

A-Shape

/-Shape



Technical Data	TM	TM G	TM C
Dirt	excellent	good	mid
Economy/costs	good	good	good
Durability	good	good	excellent
Resharpened	yes	yes	no
High wire rate	mid	good	excellent
High rubber rate	excellent	excellent	excellent
Heat resistance	mid	good	excellent
Features			
Hose suitability	Especially suitable for 2 wire hoses.	Especially suitable for 4 and 6 wire hoses.	Abrasive- suitable for 4- and 6-layer spiral hoses with a lot of steel and for clean cuts.

Technical Data	V-Shape	A-Shape	/-Shape
Hard hoses	✓	✓	✓
Profiles	✓	✓	✓
Band/belts	✓	✓	✓
Soft hoses	✓	✓	–
Thick wall thickness	–	✓	✓
Thin wall thickness	✓	–	✓
Features			
Hose suitability	334.001.3: V-shaped knife Universal knife, usable for most thin-walled industrial hose assemblies with/ without plastic spiral. Not suitable for hoses with steel reinforcement.	334.033.3: V-shaped knife For very soft hose assemblies with thicker wall thickness, e.g. rubber hose assemblies. Not suitable for hoses with steel reinforcement.	334.034.4: \-shaped knife (sloping) For hose assemblies without spiral with thin to thick wall thickness. Prevents deformation of the hose line during cutting = very straight cut.




UNIFLEX hose cutting machines have been a synonym for the highest precision and robustness for many decades. The solid and compact tools distinguish themselves by their safe and high-quality cutting function. A distinct property is the positioning of the extraordinarily sharp cutting blades close to the powerful motors. This significantly reduces vibration – which is one of the reasons for extreme durability and low maintenance costs.



EM 3



EM 3 Ecoline



The DC machines are ideal for mobile use.



EM 1

EM 1 S



EM 1 SB



EM 3

EM 3 Ecoline

EM 3 DC

Technical Data	EM 1	EM 1 S	EM 1 SB	EM 3	EM 3 Ecoline	EM 3 DC
Production 4-spiral	-	-	-	¾"	-	-
Workshop 4/6-spiral	-	1"	1"	1¼"	1"	1¼"
4-spiral	⅝"	1¼"	1¼"	1¼"	1¼"	1¼"
Industrial	1¼"	1¼"	1¼"	2"	1¼"	2"
Max. outside (mm)	Ø 45	Ø 52	Ø 52	Ø 80	Ø 52	Ø 60
Noise level	90 dBA	90 dBA	90 dBA	80 dBA	95 dBA	93 dBA
Brake motor	-	-	-	✓	-	-
Suction connection (mm)	-	-	Ø 30	Ø 80	Ø 40	Ø 40
Drive	1.2 kW 1~VAC	1.2 kW 1~VAC	Battery	3 kW 1~VAC	1.8 kW 1~VAC	12 V/24 V 2.0/3.2 kW
Cutting blade (mm)	TM 190x2.0x30 TM 190x2.0x15,875	TM C 190x2x30	TM C 160x2.5x20	TM 275x3x30	TM G 200x1.6x25.4	TM 250x2x40Z
L x W x H (mm)	300 x 340 x 310	300 x 340 x 310	400 x 300 x 415	540 x 440 x 300	400 x 510 x 540	550 x 365 x 410
Weight (kg)	8	8	7,5	50	20	29
Accessories						
TU Table	✓	✓	✓	✓	✓	✓
Suction device *	-	-	✓	✓	✓	✓
UVC 25 Adapter	-	-	520.7010	520.7014	520.7010	520.7010
UVC 50 Adapter	-	-	518.7010	518.7014	518.7010	518.7010
Hose measuring tool UMS 4	-	-	-	✓	✓	-
Foot for UMS 4 (840 mm high)	-	-	-	✓	✓	-
Hose guide 2,000 mm (UHG 14)	-	-	-	✓	✓	-

* Adapter needed.

Suction & filter device page 68 / Options and accessories page 70

Description



Tested high-quality cutting blade, secured with a metal sheet.



Guide pins ensure straight cuts.



Blades
TM = plain
TM G = slotted
TM C = coated



High-quality cutting blades:
TM C, TM G und TM.



TM C
Lasts 7 times longer, cuts twice as fast, generates less smoke, less debris in the hose and less heat.
Reduces the risk of separation of the rubber from the wire.

Cutting blades



UNIFLEX hose cutting machines have been a synonym for the highest precision and robustness for many decades. The solid and compact tools distinguish themselves by their safe and high-quality cutting function. A distinct property is the positioning of the extraordinarily sharp cutting blades close to the powerful motors. This significantly reduces vibration – which is one of the reasons for extreme durability and low maintenance costs.



EM 4



EM 4 DC



EM 4

EM 4 DC

Technical Data	EM 4	EM 4 DC
Production 4-spiral	1¼"	–
Workshop 4/6-spiral	1½"	1¼"
4-spiral	2"	1½"
Industrial	2"	2"
Max. outside (mm)	Ø 80	Ø 75
Noise level	80 dBA	93 dBA
Brake motor	✓	–
Suction connection (mm)	Ø 80	Ø 40
Drive	3 kW 1–VAC	2.0 kW 12VDC
Cutting blade (mm)	TM C 275 x 3 x 30	TM C 250 x 2 x 40
L x W x H (mm)	700 x 510 x 700	740 x 365 x 610
Weight (kg)	60	29
Accessories		
Bench	✓	✓
Suction device	✓	✓
UVC 25 Adapter	520.7014	520.7010
UVC 50 Adapter	518.7014	518.7010
Hose measuring tool UMS 4	✓	✓
Foot for UMS 4 (840 mm height)	✓	–
Hose guide 2000 mm (UHG 14)	✓	–

Suction & filter device page 68 / Options and accessories page 70

Description



Guide pins ensure straight cuts.



Blades
TM = plain
TM G = slotted
TM C = coated

Cutting blades



High-quality cutting blades:
TM C, TM G und TM.



TM C
Lasts 7 times longer; cuts twice as fast, generates less smoke, less debris in the hose and less heat.
Reduces the risk of separation of the rubber from the wire.



UNIFLEX hose cutting machines have been a synonym for the highest precision and robustness for many decades. The solid and compact tools distinguish themselves by their safe and high-quality cutting function. A distinct property is the positioning of the extraordinarily sharp cutting blades close to the powerful motors. This significantly reduces vibration – which is one of the reasons for extreme durability and low maintenance costs.



EM 6 M



EM 8 M



EM 8 P



EM 6 DC

EM 6 M

EM 6 P

EM 6 Ecoline



EM 8 M

EM 8 P

Technical Data	EM 6 DC	EM 6 M	EM 6 P	EM 6 Ecoline	EM 8 M	EM 8 P
Production 4-spiral	–	1¼"	1¼"	–	1½"	1½"
Workshop 4/6-spiral	2"	2"	2"	2"	2"	2"
4-spiral	2"	2"	2½"	2"	2½"	2½"
Industrial	2"	3"	3"	2"	4"	4"
Max. outside (mm)	Ø 75	Ø 95	Ø 95	Ø 80	Ø 120	Ø 120
Feed	manual	manual	pneumatic	manual	manual	pneumatic
Noise level	93 dBA	80 dBA	80 dBA	95 dBA	85 dBA	90 dBA
Brake motor	–	✓	✓	–	✓	✓
Suction connection (mm)	Ø 40	Ø 60	Ø 60	Ø 80	Ø 80	Ø 80
Drive	3.2 kW : 24 VDC	4.6 kW 3~VAC	4.6 kW 3~VAC	2.4 kW 1~VAC	4.6 kW 3~VAC	4.6 kW 3~VAC
Cutting blade (mm)	TM C 250 x 2 x 40	TM C 350 x 3 x 30	TM C 350 x 3 x 30	TM C 275 x 3 x 25,4	TM C 400 x 4 x 30	TM C 400 x 4 x 30
Integrated spark extinguisher	–	–	–	–	✓	✓
L x W x H (mm)	740 x 365 x 610	745 x 690 x 430	820 x 785 x 755	700 x 510 x 700	983 x 760 x 875	983 x 760 x 540
Weight (kg)	29	75	110	45	122	140
Accessories						
Bench	✓	✓	✓	✓	✓	✓
Suction device	✓	✓	✓	✓	✓	✓
UVC 25 Adapter	520.7010	520.7012	520.7012	520.7014	520.7014	520.7014
UVC 50 Adapter	518.7010	518.7012	518.7012	518.7014	518.7012	518.7012
Hose guide (UHG 14)	–	✓	✓	✓	✓	✓
Counter	–	329.1	Standard	–	323.1	323.1

Suction & filter device page 68 / Options and accessories page 70

Description



Guide pins ensure straight cuts.



Blades
TM = plain
TM G = slotted
TM C = coated



329.1 (for EM 6 M)
323.1 (for EM 8)



High-quality cutting blades:
TM C, TM G und TM.



TM C
Lasts 7 times longer, cuts twice as fast, generates less smoke, less debris in the hose and less heat.
Reduces the risk of separation of the rubber from the wire.

Cutting blades



The EM 115 and EM 120 are highly productive cutting machines. These machines are best suited for high volume manufacturing of 2" hoses along with workshop capability for 3" high pressure hoses and 4" industrial hoses.

The UNIFLEX EM 120 is a hose-cutting machine for hydraulic and industrial hoses with outside diameters up to 135 mm. The EM 120 is the first fully electric cutting machine. The hose is pre-bent and clamped while the blade is moving up through the hose. Via IPC for Industry 4.0 or IoT, the operator just needs to type in the diameter and the machine sets itself and adapts the speed via sensors. This results in an optimized straight cut without tearing marks. UNIFLEX recommends the use of the suction and filter device UVC 100 or UVC 50 while using the EM 120.



EM 120



EM 115



EM 115



EM 120



Technical Data	EM 115	EM 120
Production 4/6-spiral	2"	3"
Workshop 4/6-spiral	3"	4"
Industrial	3"	4"
Max. outside (mm)	Ø 125	Ø 135
Feed	pneumatic	electric
Noise level	80 dBA	80 dBA
Brake motor	✓	✓
Suction connection (mm)	Ø 100	Ø 100
Drive	7.5 kW 3~VAC	7.5 kW 3~VAC
Cutting blade (mm)	TM C 520x4x40	TM C 520 x 4 x 40
L x W x H (mm)	1,210 x 650 x 1,650	2,024 x 1,025 x 1,600
Weight (kg)	245	350
Options		
Suction device	UVC 50 / UVC 100	UVC 50 / UVC 100
Hose guide (UHG 14)	✓	✓
UVC 50 Adapter	518.7016	518.7016
Laser	327.2220	-

Suction & filter device page 68 / Options and accessories page 70

Description

Cutting blades



Lateral guide rolls for guiding and positioning of the hose, for a better cutting quality (EM 115)



Various bending points selectable for straighter cuts and relief of pinch on the blade.



Exchangeable guide (two sizes) for optimum positioning of different hose sizes. (Only: EM 115)



Laser cutting line indicator 327.2220 – new upgrade kit for EM 115.



High-quality cutting blades: TM C, TM G und TM.



TM C
Lasts 7 times longer, cuts twice as fast, generates less smoke, less debris in the hose and less heat.
Reduces the risk of separation of the rubber from the wire.



The new EMI 150 and EMI 200 industrial hose cutting machines from UNIFLEX are available for cutting of up to 6" hoses (EMI 150) and up to 8" hoses (EMI 200). Their compact dimensions and robust design make these cutting machines well suited for small workshops as well as bigger production areas. The machines have wheels, so they can easily be moved to the hose instead of carrying heavy hoses around the workshop. Both devices are equipped with the specially coated TM C cutting blade, which substantially reduces the force required and the wear during cutting.

Each machine comes with a 2-year warranty for the best return on investment.



EMI 150 / EMI 200



EMI 150 / EMI 200



EMI 150

EMI 200

Technical Data	EMI 150	EMI 200
Production 4/6-spiral	3"	3"
Industrial	6" non spiral hoses (5" spiral or concrete hoses)	8" non spiral hoses (6" spiral or concrete hoses)
Max. outside (mm)	Ø 195	Ø 250
Feed	manual	manual
Noise level	90 dBA	90 dBA
Brake motor	✓	✓
Suction connection (mm)	Ø 102	Ø 102
Drive	7.5 kW 3~VAC	7.5 kW 3~VAC
Cutting blade (mm)	TMC 520 x 4 x 40	TMC 600 x 6 x 40
L x W x H (mm)	1,000 x 1,140 x 1,460	1,070 x 1,620 x 1,570
Weight (kg)	215	240
Options		
Suction device	✓	✓
UVC 50 Adapter	518.7016	518.7016

Suction & filter device page 68 / Options and accessories page 70

Cutting blades



High-quality cutting blades: TM C, TM G und TM.

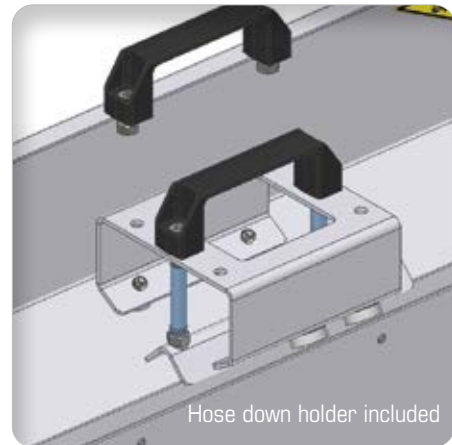
TM C

Lasts 7 times longer, cuts twice as fast, generates less smoke, less debris in the hose and less heat.

Reduces the risk of separation of the rubber from the wire.

UPG 10

Cutting thick industrial hoses like a hot knife through butter is not very easy, even if the hoses are not metal-reinforced. Therefore, UNIFLEX has developed a special cutting machine for extremely fast, simple and clean cuts of hoses up to a diameter of 2" with a pneumatically driven and razor-sharp guillotine. Safety and protection at the workplace and ergonomics are a matter of course for this UNIFLEX machine – as is the 2-year manufacturer's warranty.



UPG 10

Technical Data	UPG 10
Guillotine for industrial hoses without steel wire	up to 3" (max. OD: 90 mm/3.45")
L x W x H (mm)	1,810 x 325 x 800
Weight (kg)	56
Noise level	70 dBA
Air pressure	7 bar
Minimum cut length	20 mm (0.78")

Description



334.001.3: V-shaped knife.
Standard blade for the UPG 10

Universal knife, usable for most thin-walled industrial hose assemblies with/without plastic spiral. Not suitable for hoses with steel reinforcement.



334.033.4: Λ -fine knife.
Accessories UPG 10.

For very soft hose assemblies with thicker wall thickness, e.g. rubber hose assemblies. Not suitable for hoses with steel reinforcement.



334.034.4: \backslash -shaped knife (sloping).
Accessory UPG 10.

For hose assemblies without spiral with thin to thick wall thickness. Prevents deformation of the hose line during cutting = very straight cut. Not suitable for hoses with steel reinforcement.

Planetary cutting machines USC 10 | USC 20 | USC 30

The USC 10, USC 20 and USC 30 from UNIFLEX are unique planetary cutting machines designed to cut corrugated metal and PTFE hoses. With the new accessory 325.7, the machines can now even cut hoses with a diameter as small as 6 mm without flaring! Without the accessory, the minimum cutting depth was 10 mm. The USC 10 thus guarantees perfect results along an extended size spectrum (up to 51 mm): virtually scrap-free cutting without reworking, highly efficient as the hoses are instantly ready for further machining such as crimping or welding.




USC 10 | USC 20 | USC 30

Technical Data	USC 10	USC 20	USC 30
Cutting blade (mm)	TM PC 200 x 2 x 25.4	TM PC 250 x 2 x 25.4	TM PC 350 x 3 x 32
Wire braid	0 - 2"	2" - 4"	4" - 6"
Hose diameter (mm)	Ø 3/8" - 2" (DN 10-51)	Ø 2" - 4" (DN 50-100)	Ø 4" - 6" (DN 100-150)
Max. Outer diameter (mm)	Ø 0.4" - 2.6" (OD 10-68)	Ø 2.3" - 5.1" (OD 60-130)	Ø 5" - 7.8" (OD 128-200)
Max. rotation wire forming blade	7,200 rpm	7,200 rpm	4,100 rpm
Max. rotation trimming	60 rpm	60 rpm	30 rpm
Drive	4.6 kW 3~VAC	4.6 kW 3~VAC	5 kW 3~VAC
Air pressure	6 bar	6 bar	6 bar
Noise level	85 dBA	85 dBA	85 dBA
Working high (mm)	1,020	1,100	1,045
L x W x H (mm)	730 x 670 x 1,400	730 x 770 x 1,500	900 x 1,250 x 1,520
Weight (kg)	245	340	580
Control Siemens S7	✓	✓	✓
Article memory	✓	✓	✓
Feed	pneumatic	pneumatic	pneumatic
Suction device	Standard	Standard	Standard
Options			
Hose guide (UHG 14)	✓	✓	✓

Description



Conventional machine



USC



Planetary cutting machine for corrugated metal hoses and PTFE hoses.

The unique procedure enables quick and neat cutting of corrugated metal and PTFE hoses without flaring the other stainless steel braid.

- Eliminates flaring
- No more trimming
- Easily slip the ferrule into position
- Reduces assembly injuries
- Improves production efficiency
- Touch panel with memory (optional 5.7" display)
- Quick and easy set up
- Allows broader application range to now include PTFE hose



UNIFLEX hose cutting machines ensure precise cuts - but the unavoidable generation of dust, fumes and odors requires an effective solution. For workshops, UNIFLEX offers the compact UVC 25, a new single-phase extraction unit that is ideal for small workshops and mobile applications. For larger requirements, the UVC 50 is available as a workbench version, while the UVC 100 was developed for series production and can operate up to three hose cutting machines. All models work with multi-stage exhaust air purification, including spark extinguishing, cyclone and particle filters, activated carbon and HEPA technology for odor neutralization - all with a 2-year manufacturer's warranty from UNIFLEX.



UVC 100 FSD



UVC 50 FSD



UVC 25 FSD



UVC 25 FSD



UVC 50 FSD



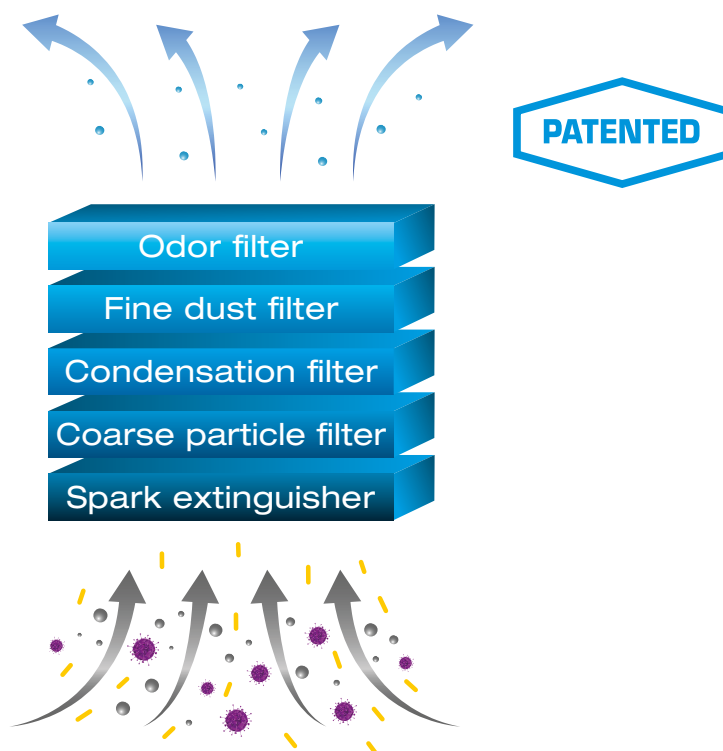
UVC 100 FSD

Technical Data	UVC 25 FSD	UVC 50 FSD	UVC 100 FSD
Max. volume flow	100 m³/h	400 m³/h	1,280 m³/h
Fan performance	1,320 m³/h	700 m³/h	1,440 m³/h
Max. vacuum	2,100 Pa	4,400 Pa	5,300 Pa
Main-filter surface	2.5 m²	5 m²	10 m²
Drive power	0.95 kW	3.0 kW	3.0 kW
Drive	220-240 Multivoltage	220-240 V / 380-415 V / 440-460 V	220-240 V / 380-415 V / 440-460 V
Intake diameter (mm)	Ø80 *	Ø80 *	Ø100 - Ø160 (Ø160 recommended) **
Dust collection container	2.5 l	10 l	12 l
Noise level	60 dBA	70 dBA	70 dBA
L x W x H (mm)	600 x 570 x 555	1,180 x 730 x 820	950 x 950 x 2,060
Weight (kg)	60	215	560
Accessories			
Wheels	✓	779.2	✓












* Delivered without adapter

** Delivered with 3 adapters 160 mm, 125 mm and 100 mm

Filter Principle



Options and Accessories – For Cutting Machines

Item number + Description		Item number + Description	
<p>UWT 2 vs (optional UMS 4 + 514.1) Electric driven hose coiling reel with foot pedal for easy winding and unwinding of hoses up to 1¼" optional with length measuring device incl. foot stand. RPM per Pedal: 0 to 61 RPM mandrel adjustment (mm): min. Ø 330 max. Ø 730 Maximum Load (kg): 80 L x W x H (mm): 800 x 900 x 1600 Weight (kg): 70 Clamping diameter (mm): Ø330-730</p>		<p>UMS 4 + 514.1 (floor stand) Hose measuring tool up to 1¼", Ø1 OD Ø 65 mm can be mounted in front of the cutter or on a hose coiler. Measures up to (m): 999,99 Tolerance (%): 2 - 7 L x W x H (mm): 250 x 260 x 120 Weight (kg): 5 Metric unit only</p>	
<p>UHG 14 + UHG 14 ext UHG 14 Hose guide 2000 mm and UHG 14 ext. extension guide 1000 mm for all cutting machines Hose up to 110 mm outer Ø and DN 75 3 inch.</p>		<p>329.1 (for EM 6 M) 323.1 (for EM 8) Resettable cutting counter</p>	
<p>UAT 4 Hose winder for storing and unwinding hoses. Ø 1200 mm L x W x H (mm): 1200 x 1200 x 1301 Max. load (kg): 80 Weight (kg): 70 Center pin set up Minimum: Ø 277,5 Maximum: Ø 577,5</p>		<p>UAT 10 Hose winder for storing and unwinding hoses. Ø 1500 mm L x W x H (mm): 1300 x 1500 x 1280 Max. load (kg): 250 Weight (kg): 130 Center pin set up Minimum Ø: 277,5 Maximum Ø: 577,5</p>	
<p>USH 4-5 Hose winder for the easy storage of your hydraulic hoses, up to seven levels. Cage-Ø outside/inside (mm): 820/760 External dimension (mm): 1000 Level high (mm): 310 Cage ultimate load (kg): 80</p>		<p>URU 2 URU 2 with accessories roller kit 408.2 Max. width (mm): 500 Max. Ø (mm): 85-1000 Load capacity (kg): 240</p>	
<p>513.1 Plate with fixing bolts USH 4-5 Height (mm): 1650</p>		<p>513.1 (Accessories) Plate for USH 4</p>	
<p>TU Workbench for miscellaneous machines (84 x 71 x 75 cm) Max. load (kg): 800</p>		<p>TU 4 Ecoline Workbench for miscellaneous machines (52 x 85 x 75 cm) Max. load (kg): 200</p>	<p>Content not included in the scope of delivery</p> 
<p>778.2 Wheel option for TU und TU 4 Ecoline.</p>			



Periphery



Content



Page 73
UNE 10 | UNE 115 |
UNE 200



Page 74
PR 10 | PR 12 |
PR 14 | PR PB



Page 75
Marking Machine UIM 10 |
Bending Machine
UBM 6-20 M



Page 76-77
UP 10 Ecoline |
UP 15 | UP 15 P



Page 78-79
USM 2 | USM 10 |
USM 10 S



Page 80-81
USM 100 | USM 125 |
USM 150



Page 82
POP-LOCK
Workshop



Periphery



Universal

- For all types of hoses and fittings



Ecoline

- Value driven solution for less frequent use



Simultaneous Internal & External Skiving

- Simultaneous internal and external skiving in one operation

UNE 10 | UNE 115 | UNE 200

The UNE 10, UNE 115 and the new UNE 200 are high-performance tools for production and workshops. With these machines, it is possible to both push in and pull out fittings up to 3 inches - including high-pressure hoses with the UNE 200. The innovative rapid tool slide with double holder enables bent and straight fittings to be pushed in without changing tools and ensures simple and time-saving processes.



UNE 10



UNE 115



UNE 200

Technische Daten	UNE 10	UNE 115	UNE 200
Control	A one hand	A foot pedal	A two hand
Max. nipple insertion (OD fitting, straight or elbow)	< 2**	< 3**	< 6**
Piston stroke (mm)	100	200	320
Hose Ø max. OD (mm)	80	120	200
Drive	6 bar pneumatisch	8 bar pneumatisch	3 kW 3~VAC
Insertion force (kN)	5,1	8	90
Clamping force (kN)	5,1	8	up to 500
L x W x H (mm)	600 x 810 x 310	625 x 1,185 x 320	1,300 x 750 x 1,550
Weight (kg)	35	100	580

* According to the manufacturer.

Description



Preloading Safety control coupled to foot pedal.



Secure clamping unit.



Axially adjustable clamping unit - prevents bending of small hose dimensions.



Auto clamp system - only for the UNE 200.



The use of gas hoses (e.g., compressed air, nitrate, etc.) requires perforating the outer layer. With low effort, the PR 10, PR 12, and PR 14 make perforating the outer layer of hoses easy. The established UNIFLEX quality gives you a precision tool to work with hoses up to an outer diameter of 100 mm.



PR 10



PR 12



PR 14

Technical Data	PR 10	PR 12	PR 14
Working range (mm)	Ø 8 - 45	Ø 8 - 55	Ø 30 - 100
Pin-Prick Wheels	4	3	6
L x W x H (mm)	290 x 150 x 330	270 x 200 x 400	400 x 265 x 565
Weight (kg)	~ 8	~ 22	~ 58

Pin Prick Dies:


Use your crimper to perforate hose lines.



Machine	PR PB	Hose Ø (0 - max. OD)	PR PB Intermediate die set
SC 6	PR PB 266 P	0 - 43 mm	./.
SC 6 ECOLINE	PR PB 266 P	0 - 45 mm	./.
SH 8 / SH 10	PR PB 237 G	0 - 45 mm	./.
SH 8 XL / SH 10 XL	PR PB 237 G	0 - 61 mm	./.
HM 230	PR PB 266 P	0 - 45mm	./.
HM 290	PR PB 232 F	0 - 68 mm	./.
HM 325	PR PB 237 G	0 - 70 mm	./.
HM 375	PR PB 237 G	0 - 70 mm	./.
HM 380	PR PB 237 G	0 - 70 mm	./.
HM 400	PR PB 554 H	0 - 130 mm	./.

Machine	PR PB	Hose Ø (0 - max. OD)	PR PB Intermediate die set
HM 420	PR PB 237 G	0 - 50 mm	245.237L
HM 450 / HM 465 / HM 495	PR PB 237 G	0 - 150 mm	245.237L
HM 480	PR PB 237 G	0 - 150 mm	245.237 L
HM 485	PR PB 237 G	0 - 130 mm	245.237 L
HM 502	PR PB 232 F	0 - 70 mm	554.232 L
HM 660	PR PB 237 G	0 - 120 mm	246.237 L
HM 665	PR PB 237 G	0 - 120 mm	298.237 L
HM 1200	PR PB 237 G	0 - 120 mm	246.237 L

Description



Constant prick depth



Side view



Prick Wheels

Double Prick Wheels

- Straight perforation
- No twisting of hoses

Adjustments

- Perfect hose guidance and centration
- Optimal adjustment of hose dimensions

Compact construction

- With minimum space requirements
- Mobile usage possible

Marking Machine UIM 10 | Bending Machine UBM 6-20 M

Use of marked hoses improves safety. The UIM 10 is a low-cost insert marking tool for up to 2" hoses. The marking can be repeated exactly. In order to assure skiving of the proper length or that the fitting is inserted properly. You can mark up to 700 hoses in an hour. This means you can manually mark hoses three times faster with a lot more precision.

The UBM 6-20 M is a universal bending device for steel pipes up to 20 mm OD. It comes with a set of 9 bending rolls for common applications. An integrated scale for angle detection helps you to reach the required pipe dimension in only one work step. The telescopic lever keeps the operator's forces low when bending rigid pipes.



UIM 10



UBM 6-20 M

Technical Data	UIM 10	Technical Data	UBM 6-20 M
Working range	2" (up to DN50)	Working range	OD Ø 6-20 mm
Marking depth (mm)	10 - 150	Bending radius (mm)	19-40
Production time max.	700/h	Tube wall thickness	2.5 mm (EN 10305)
Air pressure	5 bar (72.5 PSI)	Drive	manual
L x W x H (mm)	330 x 190 x 313	L x W x H (mm)	870 x 170 x 130
Weight (kg)	4.5	Weight (kg)	15

Stamp Pad:	Cartridges:	Solvent:
515.027.4	515.1 White 515.1 Black 515.1 Red 515.1 Yellow 515.1 Blue	515.1 Solvent

Bendings rolls included	Tube Ø outside (mm)	Bending radius (mm)
121.010.3	6	R19
024.3	8	R19
011.3	10	R21
025.3	12	R21
012.3	14	R22
013.3	15	R28
014.3	16	R30
015.3	18	R35
016.3	20	R40



Description UIM 10

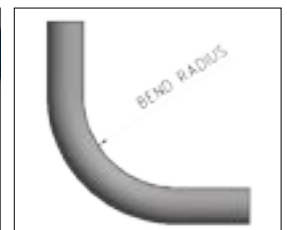
Description UBM 6-20 M



Mark hoses precisely and quickly with the UIM 10.



UNIFLEX insert – marking tool (ferrule position marking increases productivity and improves safety in hose sizes up to 2".





The UNIFLEX marking tool UP 10 Ecoline / UP 15 has a compact table construction. The European safety regulations DIN20066-2012-10, EN853, 854, 856, 857 stipulate that hose lines have to be marked indelibly with the manufacturer code, the assembling date and the max. pressure, e.g., XX_YY/MM_330 bar. This embossing will also allow you to indicate who produced the hose line and when. This is helpful information in the case of warranty claim. The new and compact UNIFLEX marking tool UP 10 Ecoline is a precise and easy-to-handle tool. The robust technology and low maintenance make it a perfect machine for mobile operations or workshops.



UP 15 P



UP 10 Ecoline




UP 15



UP 10 Ecoline



UP 15



UP 15 P **

Technical Data	UP 10 Ecoline	UP 15	UP 15 P
Marking area (mm)	Ø 12 - 80	Ø 11.5 - 90	Ø 11.5 - 90
Marking depth (mm)	~ 0.5	~ 0.5	~ 0.5
Insertable steel type	25 pieces	26 pieces*	26 pieces*
Drive	Manual	Manual	Pneumatic 7 Bar (100 psi)
L x W x H (mm)	285 x 265 x 410	272 x 200 x 750	600 x 454 x 500
Weight (kg)	10	28	80

Marking depth depends on the adjustment of the marking roll.

* Depending on the type holder.

UP 10 Package:
UP 10 Ecoline + UPTS 10

UP 15 Package:
UP15 mit 508.1003.3
UPTS 100

UP 15 PBHC Package:
UP 15 + UPTS 100
506.050.3
506.080

UP 10 Ecoline Package:

UPTS 10

Marking Type Set

Letters: 1 x A, B, I, N, R, S, /, 2 x P, 10 x space,
4 x letter of own choice
4 mm high/2.5 mm width

Numbers: 6 x 1; 5 x 2,3,4,5; 4 x 6; 3 x 7,8,9; 4 x 0
wild character 1 x 504.033.4 (5-fold) +
504.034.4 (10-fold)

Neutral: Brush, Tweezers, Mirror

UP 15 Package:

UPTS 100

Marking Type Set

Letters: 1 x A, B, I, N, R, S, /, 2x P, 10x space,
4x letter of own choice
3 mm high/2 mm width

Numbers: 6 x 1; 5 x 2,3,4,5; 4 x 6; 3 x 7,8,9; 4 x 0

Neutral: Brush, Tweezers, Mirror

Description



504.003
Additional type holder for UP 10 Ecoline. Simple change between different markings. 25 types.



508.1001.3
Steel type holder, double row with 4 wheels for 17 steel types.
UP 15



508.7001
Counter for UP 15.



508.1003.3
Steel type holder, single row with 4 wheels for 10 steel types.

508.1001.3 Steel type holder, double row with 4 wheels for 17 steel types
508.1002.3: Steel type holder, double row without wheels for 26 steel types
505.1002.3 Steel type holder, double row without wheel for 26 steel types
508.1003.3 Steel type holder, single row with 4 wheels for 10 steel types



With the USM 2 and USM 10, you make the optimal hose preparation for the fitting assembly. The machines are characterized by user-friendly operation, and the convenient foot switch for USM 10 control during the skiving process. The USM 2 and USM 10 skive internally from 5/8" to 2" and externally from 3/16" to 2".

The USM 10 S skiving machine has the fastest change-over time due to preset tools and simple locking pins. The USM 10 S skives internally from 5/8" up to 2" and externally from 3/16" to 2" dies, making the system the perfect solution.



USM 10 S
With TU Table and tooling storage (USM 10 S TU package).




USM 2



USM 10



USM 1



USM 2



USM 10 Ecoline



USM 10



USM 10 S

Technical Data	USM 1	USM 2	USM 10 Ecoline	USM 10	USM 10 S
Internal skiving	5/8" – 2"	5/8" – 2"	5/8" – 2"	5/8" – 2"	5/8" – 2"
External skiving	3/16" – 1 1/4"	3/16" – 2"	3/16" – 2"	3/16" – 2"	3/16" – 2"
Drive	Manual	Manual	0.37 kW (1~)	0.37 kW (3~)	0.37 kW (3~)
Type of application	Mobile	Mobile	Workshop	Workshop	Workshop
Noise level	-	-	60 dBA	60 dBA	60 dBA
L x W x H (mm)	338 x 465 x 445	338 x 465 x 445	440 x 440 x 545	440 x 440 x 545	440 x 440 x 545
Weight (kg)	16	28	50	50	51.5
Tool revolution	-	-	110 rpm	110 rpm	110 rpm
Options					
Bench	✓	✓	✓	✓	✓
SSG	✓	✓	✓	✓	✓

Packages	
USM 2	+ External skiving mandrel (PJ_EXB 250- DN 05, 06, 08, 10, 12, 16, 19, 25, 31,38, 51) + Internal skiving tool (UIS.2 DN 16, 19, 25, 31, 38, 51)
USM 10 ecoline/USM 10	+ External skiving mandrel (PJ_EXB 250- 05, 06, 08, 10, 12, 16, 19, 25, 31,38, 51) + Internal skiving tool (UIS.2 DN 16, 19, 25, 31, 38, 51)
USM 10 S	with preset tools for fast and easy tool change with 11 external skiving tools (UES.3 - 05, 06, 08, 10, 12, 16, 19, 25, 31, 38, 51) + 313.1 (Set mit 6 Dornen - UIS.3- 16, 19, 25, 31, 38, 51) + tool rack (PJ_RKSTLS)
USM 10 S TU	+ TU same as USM 10 S package, additional: Machine and tool rack mounted on the UNIFLEX table TU

Description



Easy exchange of skiving tool using a locking pin on USM 10 S.



Skiving mandrels are manually adjustable. 1 tool on the USM 10 Ecoline for all dimensions.



Safety switch for riskless operation.



Easy adjustment of the skiving depth.



Blade adjustments for skiving depth need only to be made once for each hose dimension on the USM 10 S.



Option SFF-TU-USM10



Internal and external skiving - efficient and clean!

The USM 100, USM 125 and USM 150 are machines that prepare hoses for assembly, and skiving can be done both internally and externally simultaneously. The USM 125 and USM 150 are stable machines for skiving up to 4" and 5" hydraulic and industrial hoses.



USM 150



USM 125



USM 100



USM 100



USM 125



USM 150

Technical Data	USM 100	USM 125	USM 150
Internal skiving	¾" – 2½"	5/8" – 4"	2" – 5"
External skiving	¼" – 2"	5/8" – 4"	2" – 5"
Drive	1.2/1.8 kW (3~VAC)	3.3 kW (3~VAC), 7 Bar (100 psi)	4.4 kW (3~VAC), 7 bar (100 psi)
Type of application	Production	Production	Production
Noise level	60 dBA	< 70 dBA	60 dBA
L x W x H (mm)	780 x 620 x 550	1,600 x 570 x 1,600	2,545 x 810 x 1,500
Weight (kg)	70	450	700
Tool revolution	392 rpm/592 rpm	94 rpm	94 rpm
Accessories			
SSG	Standard	✓	✓
TU Table	✓	-	-

USM 100	
Internal Skiving	UIT 20, UIT 25, UIT 32, UIT 40, UIT 50, UIT 12, UIT 60
External Skiving	UOP 06, UOP 08, UOP 10, UOP 12, UOP 16, UOP 20, UOP 25, UOP 32, UOP 40, UOP 50
External skiving tools	UOT 06 – 50, UOT 60

USM 125	
Internal Skiving	UIS 125.2 – DN 16, DN 19, DN 25, DN 31, DN 38, DN 51, DN 63, DN 76, DN 89, DN 100
External Skiving	UES 125.2 – DN 16, DN 19, DN 25, DN 31, DN 38, DN 51, DN 63, DN 76, DN 89, DN 100

USM 150	
Internal Skiving	UIS 150 – DN 31, DN 38, DN 51, DN 63, DN 76, DN 89, DN 100, DN 125
External Skiving	UES 150 – DN 31, DN 38, DN 51, DN 63, DN 76, DN 89, DN 100, DN 125

Description



The SSG slitting tool shortens skiving chips up to 2".



Double skiving tool with hose.




Clamping and guiding unit with wheels for up to 5"-hoses.

POP-LOCK Workshop (Hose retention system)

POP-LOCK Workshop „hose retention system“ and Pop-LOCK Kit for mobile application.

Hose assemblies must be designed in such a way that in case of failure, hazards caused by whipping of the hose assembly can be avoided with suitable protective measures.

UNIFLEX offers with the POP-LOCK Workshop „hose retention system“ a solution that meets the requirements of various standards and regulations. The system is designed so that it can be used in three sizes for all common nominal diameters and different lengths. The Pop-LOCK system offers special advantages for mobile use, it is easy to install, easily recognizable by the color differences. Can be installed even without disassembling the already installed hose assembly and easy assembled with standard tools.




- Steel cable coil
50 meters
1500.082 Ø3
1500.083 Ø4
1500.084 Ø5
- Base cage
100 pieces
1500.100 Ø3
1500.101 Ø4
1500.102 Ø5
- Sleeve
100 pieces
1500.103 Ø3
1500.104 Ø4
1500.105 Ø5
- Special rivet
100 pieces
1500.106
- Protective rubber
hose
100 pieces
1500.107



POP-LOCK Refill-Kit

- 1500.1019 for POP-LOCK DN5-12 (50 sets)
- 1500.1020 for POP-LOCK DN16-25 (50 sets)
- 1500.1021 for POP-LOCK DN32-50 (50 sets)

Component assembling overview



Other advantages:

- Stainless steel
- UV resistant, as completely metallic
- Oil and dirt resistant
- Secured against slipping by a blind rivet
- CE

Ready-to-Go KIT

- POP-LOCK KIT Ø3-500
- POP-LOCK KIT Ø4-750
- POP-LOCK KIT Ø5-1000

Include: Steel cable crimped on both sides with sleeves,
2x Protective rubber hose, 2x base cage and 2x rivet



Tools

- POP-LOCK Tool-Kit 1500.1022
- 777.917 Rivet gun (1 piece)
- 777.918 Wire rope cutter (1 piece)
- 777.902 Single hook (1 piece)
- 777.903 Double hook (2 pieces)
- 778.007 Cut protection gloves





Test Benches & Cleaning Machines

Reliable, clean and eco-friendly.



Content



Page 86-87
P 160 | P 180



Page 88-89
P 250 | P 260



Page 90-91
P 320 | P 350



Page 92-93
CONTROL IPC.P



Page 94
RG 2 | RG 10



Test Benches & Cleaning Machines



Universal

- For all types of hoses and fittings



Ecoline

- Value driven solution for less frequent use



Integrated Tank

- Fast filling and automatic pressure release of tested parts

Special Features



P 160



P 180



P 250



P 260



P 320



P 350

Flexible

In addition to screw and plug-in connections, manual or hydraulic clamps and your own connection system can also be installed.

Quality and Safety

Completely closed test chamber.

Static pressure testing of other hydraulic devices such as valves, hydraulic cylinders, housings, quick-release couplings possible. It depends on the pressure.

Safety valve - when the cover is opened, the pressure is automatically reduced immediately.

Weight-relieved gas-sprung cover with polycarbonate safety panes.

Environmentally friendly water-oil emulsion as test medium.

Extremely simple and problem-free handling.

Extension element can be retrofitted.

Protocol software/printer can be retrofitted with UPP (P 160 / P 180) or IPC (P 180) option.

Compressed air filter including capacitor.

Ergonomic handling. (hood etc.)

Innovation and speed

Insertion and quick change of test pieces (hose line) without complex preparatory work or modifications to the tank, simply via our plug-in O-system and manual clamp optional for P 180.

Flood pump and blow-out function standard for P 180, 250, 260, 320, 350, 300.

Quick filling and automatic relief of the test pieces.

CE compliant

Weight-relieving gas-sprung cover.

Polycarbonate safety panes.

Safety valve in test chamber.

Redundant safety system for P 180, P 250, P 260, P 320.

Solenoid interlock for P 180, 250, 260, 320.

Quality and innovation as a guarantee

Completely closed test chamber.

Quick filling and automatic venting of the test pieces.

Effortless and Hassle-Free Operation.

Switching between automatic and manual setup mode.

High test capacity offers quick amortization.

Documentation management

Time-saving article storage.

Recording and controlling via test protocol possible.

CE-compliant

Weight-relieving gas-sprung cover hood.

Polycarbonate safety panes.

Safety valve in test chamber.

Lighting

Pneumatically operated hood on P 250, P 260.

Quality and innovation as a guarantee

Completely closed test chamber.

Quick filling and automatic venting of the test pieces.

Effortless and Hassle-Free Operation.

Switching between automatic and manual setup mode.

High test capacity offers quick amortization.

Documentation management

Recording and controlling possible via test protocol.

CE-compliant

Weight-relieving gas-sprung cover hood.

Polycarbonate safety panes.

Safety valve in test chamber.

Pneumatically operated hood on P 320, P 350.



Hose lines that cannot withstand the high pressure for which they are designed can cause serious damage, resulting in high costs - often higher than the price of a test bench. Why take a risk that can be easily avoided?

By testing the quality of your products, you opt for safety. The P 160 and P 180 workshop test benches allow for the efficient and safe final inspection and testing of hose lines. They are easy to operate and quickly become part of your routine procedures.



P 180 IPC + hand clamping



P 160



P 180 with pallets 1,200 x 800



P 160 Ecoline

P 160



P 180

Technical Data	P 160 Ecoline	P 160	P 180
Test pressure	150 - 1,300 bar / 2,175 - 18,850 psi	150 - 1,300 bar / 2,175 - 18,850 psi	150 - 1,500 bar / 2,175 - 21,750 psi
Control	Control A	Control A	Control A
Drive	oscillating intensifier	oscillating intensifier	oscillating intensifier
Flow	1.1 l/min	1.1 l/min	3.5 l/min
Capacity	7 bar, 20 NI/min	7 bar, 20 NI/min	7.5 bar, 100 NI/min
Test chamber mm (inch)	1,200 x 600 x 250 (47 x 23.6 x 9.8)	1,590 x 795 x 370 (62.6 x 31.3 x 14.6)	2,395 x 825 x 400 (94 x 33 x 15.4)
Test bench dimensions mm (inch)	1,400 x 600 x 1,200 (55 x 23.6 x 47.2)	2,210 x 950 x 1,325 (87 x 37.4 x 52.2)	2,916 x 1,020 x 1,200 (113.6 x 43.7 x 47)
Reservoir capacity	33 l	100 l	180 l
Colour	RAL 5012 Blue	RAL 5012 Blue, RAL 7021 Grey	RAL 5012 Blue, RAL 7021 Grey
Weight (kg)	120 empty	210 empty	600 empty
Noise level	72 dBA	72 dBA	72 dBA
Test medium	Water-oil emulsion EM-CO 18kg	Water-oil emulsion EM-CO 18kg	Water-oil emulsion EM-CO 18kg
Accessories			
Suction filter	✓	✓	✓
Air preparation unit	✓	✓	✓
Steck-O-Adapter (s-series only)	DN 4/6/8/10/12/ G 1/2" 405.901	DN 4/6/8/10/12/ G 1/2" 405.901	DN 4/6/8/10/12/ G 1/2" 414.901
Steck-O-Adapter (s-series only)	R 1/4"/ 3/8"/ 1/2"/ 3/4"/ G 1/2" 405.902	R 1/4"/ 3/8"/ 1/2"/ 3/4"/ G 1/2" 405.902	R 1/4"/ 3/8"/ 1/2"/ 3/4"/ G 1/2" 414.902
Options			
Alternative drive only with pre filling pum 414.902/405.914	-	0.38 kW, 400V 50Hz 3Ph	-
High pressure (Steck-O-System not available)	-	150 - 3,000 bar / 2,175 - 43,500 psi	150 - 3,000 bar / 2,175 - 43,500 psi
Low pressure	-	20 - 1,300 bar / 290 - 18,850 psi	20 - 1,500 bar / 290 - 21,750 psi
IPC	-	-	✓
UPP	✓	✓	✓
Hand clamping	-	-	✓ (up to 2 lines)

Description



P 160 / P 180 are also available in stainless steel.



P 160 extension element
407.3150:
total chamber length
3,600 mm (141.7")

407.3250:
total chamber length
4,400 mm (173.22")



UPP Pressure Sensor for test benches available as an option. Laptop incl. software license included.



4 Steck-O-Adapter 405.6.



Steck-O Adapter-kit: 405.7



For Hand clamping system.
414.356 Hose retaining disc up to 1,500 bar.
414.366 Hose retaining disc up to 3,000 bar.



The P 250 / P 260 Test Benches with Control IPC are new modular test benches that can be adapted to your needs. They offer the possibility to test with the Steck-o, Hand or Hydraulic quick cone system. Can fit a Euro Pallet inside for the P 250 / P 260. The Chamber also accepts a non-end extension if you prefer to test a hose lengthwise (only P 250). The controller offers all parameters for a fully automatic test, with visualization of the pressure and many other features including connectivity to your server or other machines in line with industry 4.0. or IoT.



P 250 with one hand clamp line



P 260 with four hand clamp lines



P 250



P 260

Technical Data	P 250	P 260
Test pressure	150 - 1,500 bar / 2,175 - 21,750 psi	150 - 1,500 bar / 2,175 - 21,750 psi
Control	IPC	IPC
Drive	oscillating intensifier	oscillating intensifier
Flow (effective)	7.5 l/min	7.5 l/min
Capacity	7 bar, 100 NI/min	7 bar, 100 NI/min
Anticorrosion additive	Water-oil emulsion EM-CO 18kg	Water-oil emulsion EM-CO 18kg
Test chamber mm (inch)	2,194 x 890 x 470 (86" x 35" x 18.5")	2,194 x 890 x 1,100 (86" x 35" x 43.3")
Test bench dimensions mm (inch)	2,700 x 1,450 x 1,550 (106" x 57" x 61")	2,700 x 1,450 x 2,100 (106" x 57" x 82.7")
Reservoir capacity	120 l	120 l
Loading (kg)	250	250
Weight (kg)	570	900
Noise level	75 dBA	75 dBA
Capacity electric	3~VAC	3~VAC
Options		
High pressure	150 - 3,000 bar / 2,175 - 43,500 psi	150 - 4,500 bar (only with screw connection) / 2,175 - 65,250 psi
Low pressure	20 - 1,500 bar / 290 - 21,750 psi	20 - 1,500 bar / 290 - 21,750 psi
Stainless steel tank optional	✓	✓
Extended version on request L x W x H mm (inch) Weight (kg)	2,220 x 1,000 x 1,400 (87.4" x 39.4" x 55.11") 420	–
Hand Clamps	up to 3 Lines	up to 4 Lines
Hydraulic clamping	up to 3 Lines	up to 4 Lines
Steck-O	up to 3 Lines	up to 4 Lines
Screw connection	✓	✓

Steck-O up to 1.500 bar / Hand or hydraulic clamping up to 3.000 bar

P 250:
Steck-O adapter and screw connection:
 1 x Steck-O up to 1500 bar: 414.1000
 4 x Steck-O up to 1500 bar: 414.1012
 1 x Screw connection up to 3000 bar: 414.1008
 4 x Screw connection up to 3000 bar: 414.1013

P 250:
Fast clamping system:
 1 x Hand clamping up to 1500 bar: 414.1002
 3 x Hand clamping up to 1500 bar: 414.1032
 1 x Hand clamping up to 3000 bar: 414.1005
 3 x Hand clamping up to 3000 bar: 414.1035

P 260:
Steck-O adapter and screw connection:
 1 x Steck-O up to 1500 bar: 415.1100
 4 x Steck-O up to 1500 bar: 415.1104
 1 x Screw connection up to 4500 bar: 415.1181
 4 x Screw connection up to 4500 bar: 415.1184

P 260:
Fast clamping system:
 1 x Hand clamping up to 1500 bar: 415.1121
 4 x Hand clamping up to 1500 bar: 415.1124
 1 x Hand clamping up to 3000 bar: 415.1151
 4 x Hand clamping up to 3000 bar: 415.1154

Description



406.903 – Sealing tips for hand clamping.



Optionally two quick system lines. Can be ordered on customer request.



Barcode Scanner
BCR Ctrl-BT



The P 320 and P 350 test benches are specially designed for precise testing of hose lines with a test pressure of up to 1,500 bar. With the P 320, a test pressure of up to 4,500 bar is optionally possible.

Both models have an extra-large test chamber that offers enough space for every challenge. Pallets of hoses as well as large and heavy hose reels can be easily brought into the test chamber by forklift. The test pieces are simply connected using an adapter hose, with the P 320 optionally also using a quick-clamping system.



P 320



P 320



P 320 with UPP



P 350 with Container



P 320



P 350

Technical Data	P 320	P 350
Test pressure	150 - 1,500 bar / 2,175 - 21,750 psi	150 - 1,000 bar / 2,175 - 14,500 psi
Control	Control A	IPC
Drive	Diaphragm pump + intensifier	Diaphragm pump + intensifier
Flow (effective)	7.5 l/min	12.5 l/min
Test chamber closed (L x W x H) mm (inch)	External: 2,270 x 1,420 x 2,525 (63.3" x 49.6" x 83.8") Internal: 1,607 x 1,260 x 2,130 (89.4" x 55.9" x 99.4")	P 350 Container: External: 2,100 x 2,170 x 2,650 mm (76.8" x 76.8" x 86.6") Internal: 1,950 x 1,950 x 2,200 mm (82.7" x 85.4" x 104.3")
Aggregate dimensions (mm)	– (integrated)	850 x 1,390 x 810
Reservoir capacity	150 l	P 350 Container: 1,040 l
Colour	RAL 5012 blue/RAL 7021 grey	RAL 5012 blue/RAL 7021 grey/RAL 9002 rey-white
Weight of tank (kg)	P 320 Container: 2,400	P 350 Container: 650
Weight of power unit (kg)	–	210
Noise level	75 dBA	75 dBA
Max. hose length	depending on Ø, several meters on coil possible	depending on Ø, several meters on coil possible
Test medium	Water-oil emulsion EM-CO 18kg	Water-oil emulsion EM-CO 18kg
Accessories		
Pressure + return filter	✓	✓
Air preparation unit	✓	✓
Hand clamping	✓ (1 Line)	–
Options		
Second chambers are possible	–	–
IPC	✓	Standard
Low pressure	20 - 1,500 bar / 290 - 21,750 psi	20 - 1,000 bar / 290 - 14,500 psi
High pressure	150 - 4,500 bar / 2,175 - 65,250 psi	–
Hydraulic clamping	✓	

P 320: Steck-O and Screw connection:

- 1 x Steck-O up to 1,500 bar: 416.1101
- 1 x Screw connection up to 4,500 bar: 416.1181

P 320: Hand clamping:

- 1 x Hand clamping up to 1500 bar: 416.1121
- 1 x Hand clamping up to 3000 bar: 416.1151

Description



P 320 Laptop (UPP)



P 320 Interior

CONTROL IPC.P



Industrial PC with 12" touch panel interfaces:

- Ethernet RJ45
- USB 3.1
- serial port (COM)
- Profinet
- ProfiBus
- CAN bus

START SCREEN



- Individual Test
- First time set-up
- Serial test

INDIVIDUAL TEST

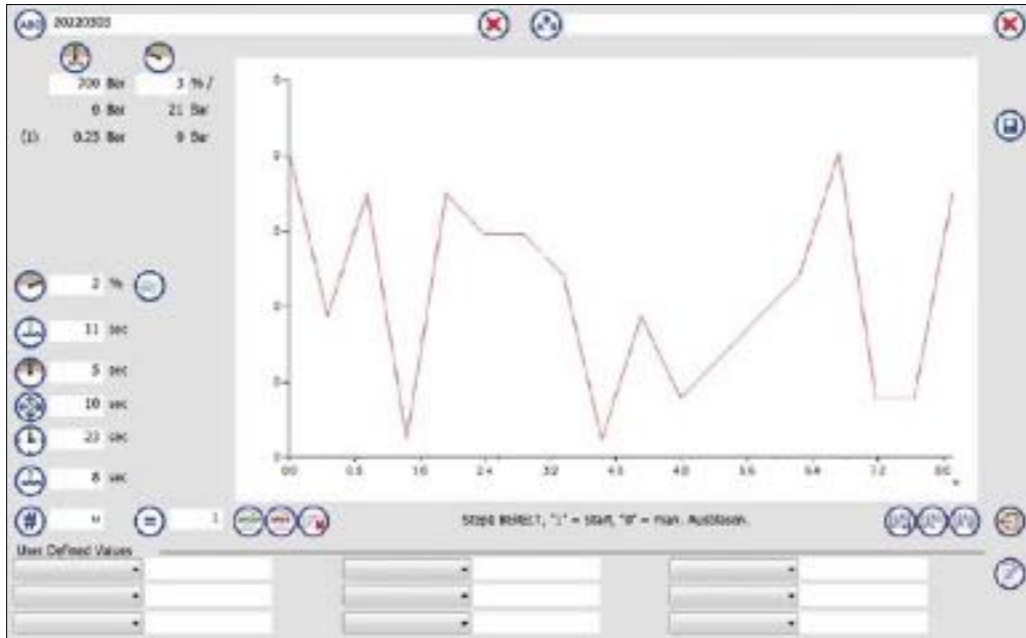


This screen is activated to specify the settings for a hose test in the "Individual test" mode. In this operation mode, the log files are always saved automatically, the complete test is continuously logged.

FIRST TIME SET-UP



In the set-up mode, the required settings for a new type of test object can be identified by not specifying any times but individually switching over to each individual step and recording the duration of the steps.



In the menu you can set the following parameters:

- Pressure (Bar/ PSI)** – the test pressure is the basis for the pressure adjusted by the test stand during the test.
- Test tolerance (%)** – the maximum permissible pressure drop in percent of the test pressure.
- Filling time (sec)** – when a test starts, the entire system is filled with the test medium for the specified duration.
- Residual time (sec)** – the time during which the test stand will stabilise pressure control.
- Test time (sec)** – the test time is the duration of the test.
- Blowing time (sec)** – the test medium is discharged from the system using compressed air for the time entered for the entire system.

SERIAL TEST



The serial test is used for testing hoses from the article database and is particularly advantageous for large quantities.

The serial test can be performed in the simple mode with significantly reduced setting options or in the detail mode with full functionality.

LOAD DATA RECORD USING A SCANNER (OPTION)



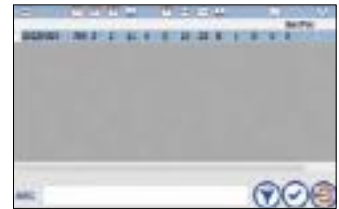
Scan the barcode using the scanner, or enter the barcode text manually. The scanned barcode is interpreted as the name of a data record.

OPERATIONAL MODE



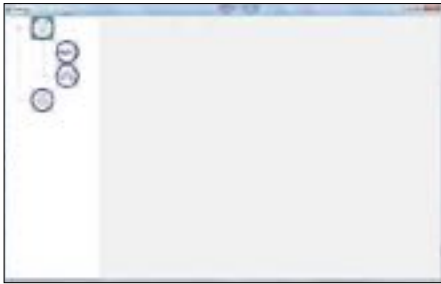
In the simple mode, an item can be uploaded from the database and the quantity can be selected; other settings cannot be made. The log file is recorded and, if selected, saved automatically.

DATA BANK MODE



The user interface shows the database as a list of data records including names and test data. The requested data record is selected by a touch and is then highlighted blue.

LOG SETTINGS



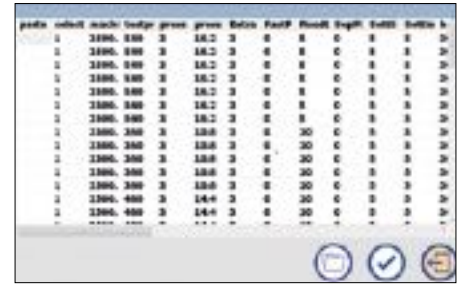
The relevant settings may be selected here in the tree menu.

ARTICLE DATABASE



The data records of the article database can be edited externally and then transferred back onto the control. To do this, first load the data from the control onto a USB storage medium and, after processing, load them back onto the control.

ACTIVATE SAVED LOG FILES



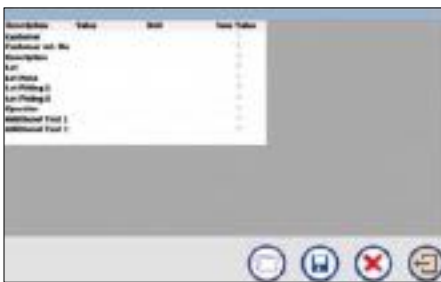
Displays the currently set log file overview. A log file may be selected and loaded to display or print it. The table lists all logs saved at the set storage location. All test-relevant data is shown. By scrolling to the right, other columns may be displayed. A log file is marked for opening by touching any cell in the line.

PRINTER AND LOG TEMPLATE EDITOR




New log templates may be created or existing log templates may be edited here. The log template editor is opened by using the pre-set log template and the current user-defined values.

USER-DEFINED VALUES



User-defined values may be created and saved for each item specifically and in any desired quantity. These values are not used by the control unit, but saved in the log file and may be printed in the record as well as shown and edited in the detail view. Examples for possible user-defined values are: Operator, Charge, Customer Item Number, etc.



MACHINE SETTINGS



The machine settings area is password protected. After the user has logged in, all screens may be opened one after the other.

USB STORAGE MEDIUM



The USB sockets are located in the test stand casing and are marked appropriately. The precise location is shown in the operating instructions of the relevant unit and/or test stand.

UNITS



The currently set unit is shown at the top. Select the appropriate unit by touching the button.

LANGUAGE



The currently set language is shown at the top. Select the appropriate language by touching the flag.



UNIFLEX cleaning machines effectively remove residue and scale from hose cutting, crimping and press fitting.




RG 2



RG 10

Technical Data	RG 2	RG 10
Drive	Diaphragm pump, 7 bar Air	Diaphragm pump, 7 bar Air
Maximum flow rate	25 l/min	180 l/min
Pressure filter	3 µm	10 µm
Air filter	5 µm	5 µm
Max. air consumption	100 NI/min	250 NI/min
Working range	up to 1¼" ID	up to 2" ID
Max. length, depending on bore size	2,5 m/8 feet	20 m/65 feet
Tank capacity	38 l	215 l
Working area	350 x 750	800 x 1,600
Cleaning agent	Non-toxic and corrosion-free emulsion, water based.	Non-toxic and corrosion-free emulsion, water based.
L x W x H (mm)	960 x 435 x 940	2,000 x 840 x 1,050
Weight (empty) (kg)	55	160
Accessories		
Hakupur 21,5 l - RG 2 + RG 10 - concentrated cleaning agent		
PJ_30.10.76 - RG 10 - Pressure filter cartridge 5 µm		
PJ_30.10.60 - RG 10 - Pressure filter cartridge 10 µm		
600.4 - RG 2 - Filter cartridge 5 µm		
Options		
VA	-	✓

Description



Special nozzle for a powerful cleaning effect



Fixed spray head



Pistol

Accessories



Roller kit 408.2

Content



Page 97

HM 380 | HM 465 |
HM 480 | HM 495 | HM 660 |
HM 665 | HM 1200



Page 98

KS 6 | KS 8 | KS 10



Page 99

HMC 1-30 | HM 245



Page 100

HMC 5-200 |
HMC 12-2000



Special Equipment



Greaseless

- Slide bearings on the crimp tool improve efficiency up to 20%, reduce friction and help keep the tool free of contaminants
- No greasing improves cleanliness of machine
- Prolongs the machine's lifetime
- Maximum productivity with very low maintenance costs
- No risk of prematurely damaging the crimping head
- End product can be used in sanitary applications without cleaning
- 20% more capability for crimping stronger or more difficult couplings versus our competition's equivalent crimpers
- Consistently accurate crimp result



Environment friendly

- Engineered to last

Customizing/Automation...

From the design of the machines in customer-specific colors to the complete automation of the systems, UNIFLEX is also a reliable partner for special requirements.

Testen Sie uns!
Sales@uniflex.de


Our production crimping models HM 380, HM 465, HM 495, HM 660, HM 665 and HM 1200 are ideal for the crimping of insulators, cables, steel ropes and reinforcing steel elements.



HM 380 | HM 465 | HM 480 | HM 495 | HM 660 | HM 665 | HM 1200



Copper Cable Rebar fasteners Insulator Heater Aircon hose




Special dies for forming tubes with square or round ends.



Option: PFC

PFC (Pressure Force Control) makes it possible to crimp pressure-sensitive work pieces, such as fiberglass insulators, resulting in a stable connection that will endure extreme forces. PFC is based on the adjustability of the applied crimp force to take into account the individual material characteristics. This secures the highest quality of your products – without having to glue, screw or weld! It is a special demand for a machine crimping with PFC. To find the ideal crimping machine for you, please contact your local UNIFLEX salesperson.



Standard: PFM

PFM gives you the option to achieve a substantial quality improvement - for a comparatively small investment of time and money. Here is how it works: After each crimp process with the PFM-Option the reached crimp value is shown. From these measures, the start values for the upper or lower pressure limit can be determined. During each crimp process, the permanently measured crimp value is compared to the entered limits. If this exceeds the set limits, an error message is shown. At the end of the crimp process, it is tested once more if the minimal pressure has been reached. In the case of an error, the operator has the option to check the workpiece thoroughly and to correct any sources of the error. During a detailed examination with the PFM-option, the quality of a production process was increased from 97.8% to 99.7%. The UNIFLEX PFM option revealed that 2% of all produced parts had defects, thus preventing these defective parts from being delivered to customers.



Standard: UDL

Enables the import and output of produced/measured data (incl. time stamp) for seamless production and documentation. The option of locking the machine's user interface to prevent incorrect input increases the transparency of the production process.



Digital Speed Control: Option

Speed Control – digitally controlled flow divider for precise machine movement. With our new, digitally controlled flow divider for production presses, the hydraulic oil flow can be precisely regulated and the workpiece is formed more gently.



The UNIFLEX KS 6, KS 8 and KS 10 are designed for precision crimping and calibration.



KS 6, KS 8, KS 10

Technical Data	KS 6	KS 8	KS 10
Crimp force (kN/Ton)	500/50	800/80	1,800/180
No grease: 20% less friction	✓	✓	✓
Control	Control C.2	Control C.2	Control C.2
Max. Crimp range (mm)	55	139	139
Opening (mm)	+27.5	+45	+45
Opening without dies (mm)	91.5	190	190
Type of dies	PBK 266	PBK 237	PBK 237
Speed (mm/sec)			
Close	12	7	3.5
Crimp	12	7	3.5
Open	30	15	6
Noise level	58 dBA	58 dBA	58 dBA
Drive	5.5 kW 3~VAC	5.5 kW 3~VAC	5.5 kW 3~VAC
Oil	80 l	80 l	80 l
L x W x H (mm)	1,000 x 1,000 x 1,700	1,000 x 1,000 x 1,700	1,000 x 1,000 x 1,700
Weight (kg)	470	570	570
Options			
IPC	✓	✓	✓

Type of dies	
	PBK 266
∅ mm	mm
6.8	3
8	3
9	3
10	3
11	3
12	3
14	4
16	4
17	4
19	4
20	4.5
22	4.5
24	4.5
25	4.5
28	5
30	5
32	5
34	5
36	5
39	5
40	5
44	5
47	5

Type of dies	
	PBK 237
∅ mm	mm
12	3
14	3
16	4
17	4
19	4
22	4.5
24	4.5
26	4.5
28	4.5
32	5
36	5
40	5
44	5
46	5
47	5
50	5
54	5
57	5
62	5
67	5
71	5
74	5
78	5
84	5
86	5
90	5
96	5
103	5
106	5



Press designed specifically for the production of automotive hoses. A good example for such a tailor-made solution is the HMC 1-30 and HM 245 with C-shaped crimping tool designed for radial insertion of complex hose lines. This special press is an ergonomically designed, low-noise machine that requires no lubrication. It has been specifically devised for the production of hoses for the automotive industry, offering outstanding press forces and precision. With PFC and other optional features, you can adjust the press force to process materials that are easily damaged, producing strong and lasting connections without any need for gluing, screwing or welding.



HMC 1-30



HM 245

Technical Data	HMC 1-30	HM 245
Crimp force (kN/Ton)	300/30	750/75
No grease: 20% less friction	✓	✓
Control	Control C.2	Control C.2
SAE R 12* 1 piece fitting		1"
SAE R 12* 2 piece fitting		3/4"
Industrial	1"	1"
Max. Crimp range (mm)	70	70
Opening without dies (mm)	90	100
Type of dies	239-38	239
Speed (mm/sec)		
Close	30	27
Crimp	5	5
Open	50	30
Noise level	< 80 dBA	53 dBA
Drive	4 kW	4 kW
Oil	80 l	100 l
L x W x H (mm)	650 x 590 x 1,700	1.020 x 950 x 1,450
Weight (kg)	320	610
Options		
IPC	✓	✓

* According to the fitting.

Type of dies		Type of dies (HM 245)	
239 - 38		239	
Ø mm	mm	Ø mm	mm
6.8	38	6.8	50
9	38	9	50
10	38	10	50
12	38	12	50
14	38	14	60
16	38	16	60
17	38	17	60
19	38	19	60
20	38	20	60
22	38	22	60
24	38	24	60
26	38	26	75
28	38	28	75
30	38	30	75
31	38	31	75
32	38	32	75
34	38	34	75
36	38	36	75
38	38	38	75
39	38	39	75
40	38	40	75
44	38	44	75
47	38	47	75
50	38	50	75
54	38	54	75
57	38	57	75
62	38	62	75

Description



Radial insertion of workpieces, catering even to 90° bends.



Sliding table with handle.



Double head system.



Stability, innovation and strength characterize the HMC press series from UNIFLEX. The HMC 12-2000 offers maximum performance and is ideal for larger hoses, while its compact design even makes it suitable for mobile use. The HMC 5-200 is also a powerful solution for hoses up to 5 inches and 200 tons of press force. State-of-the-art FEM calculation and innovative materials make both models top performers in terms of precision, efficiency and user-friendliness.



HMC 5-200

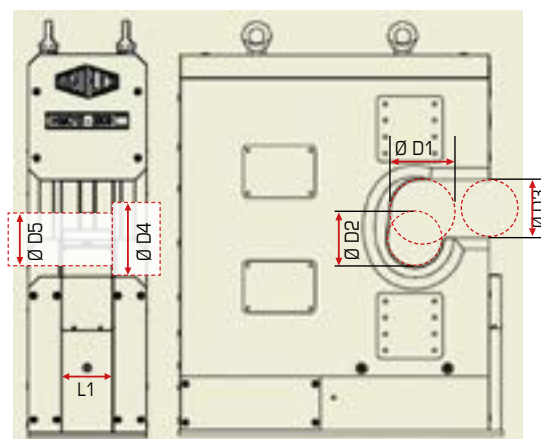
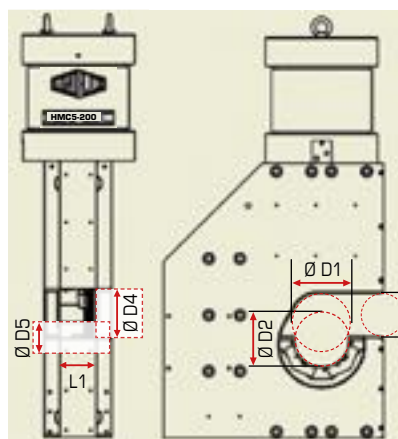


HMC 12-2000

Technical Data	HMC 5-200	HMC 12-2000
Crimp force (kN/Ton)	2,000/200	20,000/2,000
No grease: 20% less friction	✓	✓
Control	Control C.2/IPC	Control C.2/IPC
SAE R15 4SH 1 piece fitting	2"	3"
SAE R15 4SH 2 piece fitting	1½"	3"
Industrial	5"	12"
90° Elbows	4"	3"
Max. Crimp range (mm) with master dies	165	380
Crimping range (mm)	Ø PB + 30	Ø PB + 50
Opening without dies (mm)	210	435
Die type	237, 239	247, 245, 237 L
Speed (mm/sec)	upon request,	upon request,
Close/Crimp/Open	depends on power unit	depends on power unit
Oil	100 liter	300 liter
L x W x H (mm)	1,100 x 810 x 1,750	2,000 x 750 x 2,400
Weight of tool (kg)	1,650	15,000

* According to the fitting.

More technical data	HMC 5-200	HMC 12-2000
according to the adjacent image		
D1 = Max. axial diameter	210 mm	435 mm
D2 = Maximum workpiece raw-diameter	195 mm	335 mm
D3 = Max. radial opening	155 mm	350 mm
D4 = Max. flange diameter	300 mm	450 mm
D5 = Diameter basic dies	145 mm	330 mm
L1 = Wide basic dies	126 mm	300 mm





Experience the Value using UNIFLEX Machines! Share it with your Customer.

**UNIFLEX
Machine**



Certification



Training

Your service and
sales team.




ULS

(UxInside Label)

Hose Assembly Workshop

- Clean and accurately cut hose
- Precisely peeled hose
- Cleanly crimped fitting
- Labeled hose assembly
- Cleaned hose assembly
- Tested hose assembly



= Workshop certified.



PROMOTE QUALITY!



Assembling Hose and Fittings with Safety as Priority No. 1

TRAINING CONCEPT

Advanced training is an important investment in the future of a company in order to maintain or enhance quality and safety. As a supplier of machinery for production of hose assemblies, we are continuously extending our product range to meet the requirements of the market. Furthermore, we supply the appropriate material to our customers and we offer training courses, which qualify for production of hose assemblies meeting the high requirements regarding safety and quality. First-Class skilled personnel with expert know-how provide decisive competitive advantages. The production of hose assemblies with the best machines available on the global market ensures quality and safety.

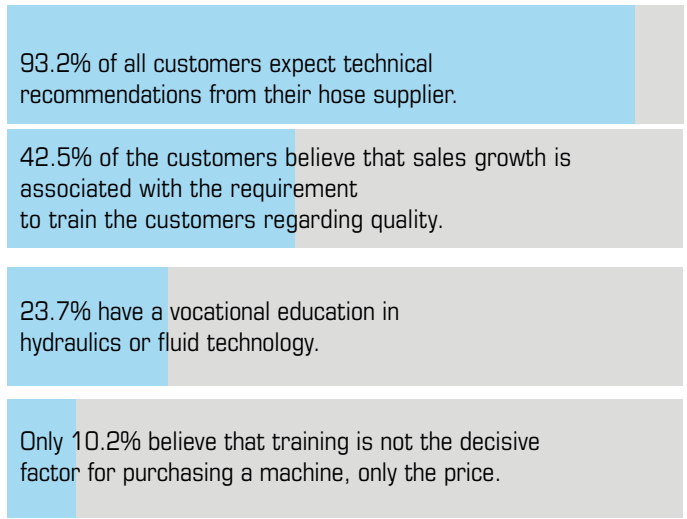
TRAINING

Interesting to know

In 2016, we commissioned a market study showing the following interesting results:

Many manufacturers of hose assemblies are using targeted training and practical training for the advanced training of their employees.

But only approximately 23% of the employees of those companies are qualified regarding hoses, even though 76.3% of all customers suppose that their supplier has properly trained personnel!



1. HOSE ASSEMBLING

Theory and practice

Target Group

Manufacturers of hydraulic hose assemblies, using UNIFLEX machinery for production. Employees of the hose assembly department, quality control, maintenance and sales departments.

Theory

The participants acquire basic knowledge about

- Types of hose selection
- Rubber and thermoplastic hoses
- International standards and regulations
- Storage and storage periods of hose assemblies
- Hose fittings and connection forms

Practice

- Production of hose assemblies with UNIFLEX machines
- Cutting hose
- Marking of hose fittings
- Skiving, internal and external
- Crimping with production and service crimpers
- Cleaning and inspection of the hose assemblies

2. MACHINE MAINTENANCE

Maintenance and repair of UNIFLEX machines

The participants acquire basic knowledge about the functioning of the machines, their maintenance and repair.

Practice

All types of machine maintenance work is carried out by our experienced service staff.

Duration of training

2 days: Day 1 – basics of hose assembling, theory and practice

Day 2 – machine maintenance

maximum 8 persons per course

Start: 09:00 h

Cost

Each participant 675,00 €/p.P.

The participation fee includes refreshments, lunch and course materials.

Info and Inscriptions

www.uxinside.net

Why UNIFLEX?



Greaseless

- Slide bearings on the crimp tool improve efficiency up to 20%, reduce friction and help keep the tool free of contaminants
- No greasing improves cleanliness of machine
- Prolongs the machine's lifetime
- Maximum productivity with very low maintenance costs
- No risk of prematurely damaging the crimping head
- End product can be used in sanitary applications without cleaning
- 20% more capability for crimping stronger or more difficult couplings versus our competition's equivalent crimpers
- Consistently accurate crimp result



Universal

- For all types of hoses and fittings



Ecoline

- Value driven solution for less frequent use



Ergonomic

- Free access for fast loading of the tool
- Compact design fits in any workshop and is ideal for on-site service
- Large opening travel for easy crimping of elbow fittings without removing the dies



Environment friendly

- Energy efficient and durable



Fixed 6-o'clock Die

- Stationary bottom die for efficient positioning of the product



Low Noise

- Very quiet hydraulic system



Energy efficient

- Less energy consumption with the same performance



Special Brake Motor

- A safety feature meeting DIN CE standards requiring the cutting blade to stop turning in 10 seconds



Special Cutting Motor

- Higher forces are achieved using a bigger shaft



Test-proven Cutting Blades

- Cutting blades are made out of test-proven material



Since 1972



USA
 UNIFLEX of America LLC
 1088 National Parkway,
 60173 Schaumburg, IL/USA
 ☎ + 1 847 519 11 00
 📠 + 1 847 519 11 04
 ✉ sales@uniflex.de

GERMANY
 UNIFLEX-Hydraulik GmbH
 Robert-Bosch-Strasse 50-52,
 61184 Karben/Germany
 ☎ + 49 60 399 171 0
 📠 + 49 60 399 171 181
 📞 + 49 174 7641 526
 ✉ sales@uniflex.de

CHINA
 UNIFLEX-Hydraulik Trading
 (Shanghai) Co., Ltd.
 Room 102, Floor 1, No. 3 Building,
 No. 9126, Hunan Road,
 Pudong New Area,
 Shanghai Zip Code 201300/China
 ☎ + 86 21 5032 7022
 ✉ sales@uniflex.de

JAPAN
 UNIFLEX JAPAN
 Repräsentanz,
 1-20-3 Nishi-Shinjuku, Shinjuku-ku
 8F, Nishi-Shinjuku Takagi Bldg.,
 Tokyo, JP 160-0023, Japan
 ☎ +81 3 6890 3386
 ✉ sales@uniflex.de

URUGUAY
 UNIFLEX Latin America Srl
 Camino Venture s/n ,
 15500 Canelones Uruguay
 ☎ + 598 2288 4335
 📠 + 598 2220 1271
 ✉ sales@uniflex.de

INDIA
 UNIFLEX Hose Assembly Machines
 India Pvt. Ltd.
 Khata No. 588/627, Rect. No. 33,
 Kila No. 19, 8-0, Pataudi Road,
 Kadipur Industrial Area,
 Gurgaon-122001 Haryana, India
 ☎ +91 7982219100
 ✉ sales@uniflex.de

SINGAPORE
 UNIFLEX-Hydraulik Asia Pacific Pte. Ltd.
 51, Bukit Batok Crescent,
 Unity Centre, #08-07
 Singapore 658077
 ☎ + 65 68 96 67 95
 📠 + 65 68 96 64 28
 ✉ sales@uniflex.de

We reserve the right to make technical changes without notice. Based on the customer-specific hose line system the working range of the machines may vary. We do not accept liability for printing errors and mistakes.

Edition 13 - 03/12/2025
MK-EN-REV13-20250312



UNIFLEX.de
made in Germany

